

DTM04-12PA ✓ ACTIVE

DEUTSCH | DEUTSCH DT, DEUTSCH DTM

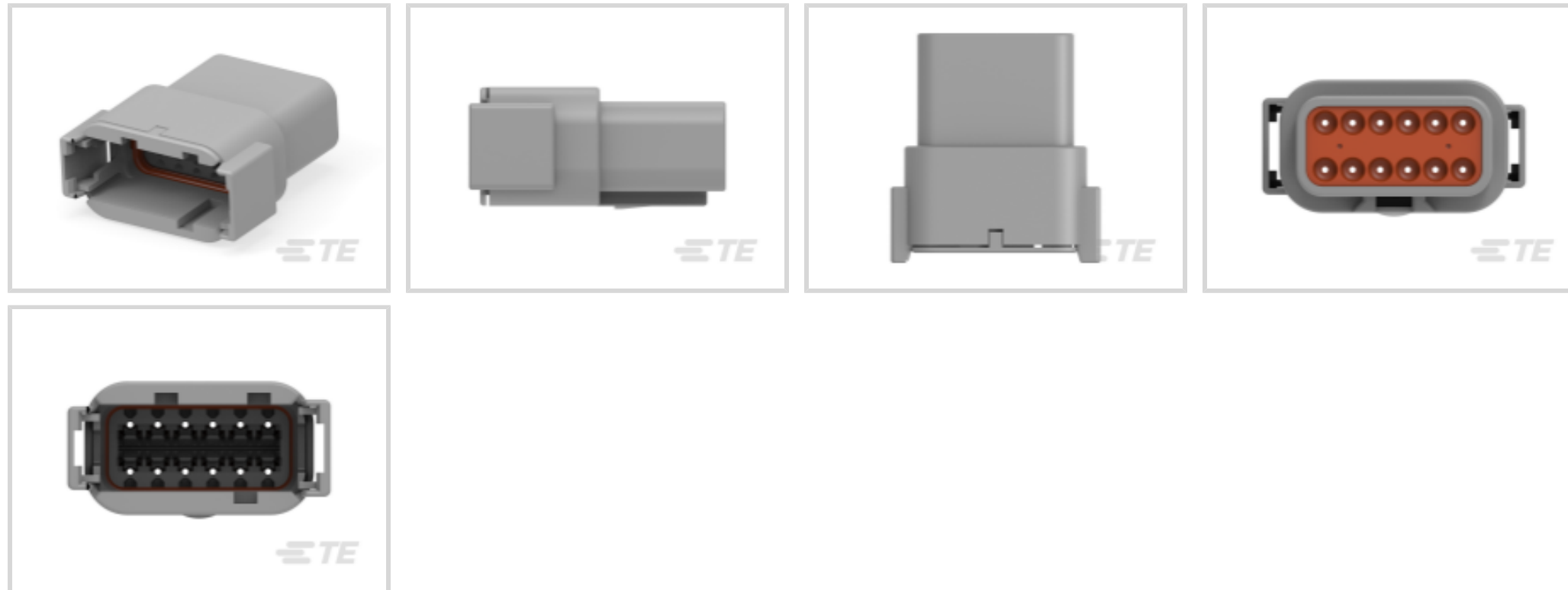
TE Internal #: DTM04-12PA

12 Position Housing, Housing for Male Terminals, Wire-to-Wire, 4.19 mm [.165 in] Centerline, Sealable, Gray, Wire & Cable, Power, Hybrid

[View on TE.com >](#)



Connectors > Automotive Connectors > Automotive Housings > DEUTSCH DTM Housings



Number of Positions: 12

Connector & Housing Type: **Housing for Male Terminals**

Mating Pin Diameter: 1.02 mm [.04 in]

Connector System: **Wire-to-Wire**

Centerline (Pitch): 4.19 mm [.165 in]

[All DEUTSCH DTM Housings \(113\)](#)

Features

Product Type Features

Mixed & Hybrid Connector	No
Connector Shape	Rectangular
Connector & Housing Type	Housing for Male Terminals
Connector System	Wire-to-Wire
Sealable	Yes
Primary Locking Feature	Integrated in Housing
Connector & Contact Terminates To	Wire & Cable

Configuration Features

Blank Cavity Position	0
Number of Positions	12
Number of Rows	2

Electrical Characteristics



Operating Voltage	250 VDC
Nominal Voltage Architecture	12 V, 24 V, 48 V

Body Features

Cable Exit Angle	180°
Primary Product Color	Gray
Connector & Keying Code	A

Contact Features

Contact Size	Size 20
Contact Type	Pin
Mating Pin Diameter	1.02 mm[.04 in]
Contact Current Rating (Max)	7.5 A

Mechanical Attachment

Strain Relief	Add By Accessory
Terminal Position Assurance	Yes
Mating Alignment Type	Keyed
Mating Alignment	With
Connector Mounting Type	Cable Mount (Free-Hanging)

Housing Features

Housing Material	PA GF
Centerline (Pitch)	4.19 mm[.165 in]

Dimensions

Row-to-Row Spacing	7.11 mm[.28 in]
Compatible Insulation Diameter Range	1.35 – 3.05 mm[.053 – .12 in]
Product Width	20.22 mm[.796 in]
Product Length	43.69 mm[1.72 in]
Connector Height	40.01 mm[1.575 in]

Usage Conditions

Operating Temperature (Max)	125 °C[257 °F]
Operating Temperature Range	-55 – 125 °C[-67 – 257 °F]

Operation/Application

Circuit Application	Power
---------------------	-------

Industry Standards



IP Rating	IP68, IP6K9K
Compatible With Agency/Standards Products	SAE J2030
UL Flammability Rating	20mm Flame Test per Standard UL-94

Packaging Features

Packaging Quantity	350
Packaging Method	Box

Other

Serviceable	Yes
Connector Position Assurance Capable	No

Product Compliance

[For compliance documentation, visit the product page on TE.com>](#)

EU RoHS Directive 2011/65/EU	Compliant
EU ELV Directive 2000/53/EC	Compliant
China RoHS 2 Directive MIIT Order No 32, 2016	No Restricted Materials Above Threshold
EU REACH Regulation (EC) No. 1907/2006	Current ECHA Candidate List: JAN 2025 (247) Candidate List Declared Against: JAN 2025 (247) SVHC > Threshold: Dodecamethylcyclhexasiloxane (D6) (.5% in 27519454050) Decamethylcyclopentasiloxane (D5) (.5% in 27519454050) Octamethylcyclotetrasiloxane (D4) (.5% in 27519454050) Article Safe Usage Statements: Wash thoroughly after handling. Recycle if possible and dispose of the article by following all applicable governmental regulations relevant to your geographic location.
Halogen Content	Not Low Halogen - contains Br or Cl > 900 ppm.
Solder Process Capability	Not reviewed for solder process capability

Product Compliance Disclaimer

This information is provided based on reasonable inquiry of our suppliers and represents our current actual knowledge based on the information they provided. This information is subject to change. The part numbers that TE has identified as EU RoHS compliant have a maximum concentration of 0.1% by weight in homogenous materials for lead, hexavalent chromium, mercury, PBB, PBDE, DBP, BBP, DEHP, DIBP, and 0.01% for cadmium, or qualify for an exemption to these limits as defined in the Annexes of Directive 2011/65/EU (RoHS2). Finished electrical and electronic equipment products will be CE marked as required by Directive 2011/65/EU. Components may not be CE marked. Additionally, the part numbers that TE has identified as EU ELV compliant have a maximum concentration of 0.1% by weight in homogenous materials for lead, hexavalent chromium, and mercury, and 0.01% for cadmium, or qualify for an exemption to these limits as defined in the Annexes of Directive 2000/53/EC (ELV). Regarding the REACH Regulation, the information TE provides

on SVHC in articles for this part number is based on the latest European Chemicals Agency (ECHA) 'Guidance on requirements for substances in articles' posted at this URL: <https://echa.europa.eu/guidance-documents/guidance-on-reach>

Compatible Parts



TE Part # CAT-AL8-KSDRSS
Rotary Switch, Socket, Short Handle
Selector, Sealed



TE Part # 1060-20-0622
PIN, SF, SIZE 20, 14-16, NI/NI



TE Part # 1028-034-1205
BKSHL, 12P, BLK, REC, ST, NW 13/17



TE Part # DTM12P-BT
BOOT, 12P, REC, ST, GRY



TE Part # DTM12P-DC
PROTECT CVR, 12P, REC, GRY, DTM



TE Part # CAT-D48-SFT273
DEUTSCH Stamped and Formed
Contacts



TE Part # CAT-D48-SP729
DEUTSCH Sealing Plugs



TE Part # 1924487-2
MOUNTING CLIP, AMPSEAL 16



TE Part # DT-RT1
EXT TOOL, FRONT RELEASE



TE Part # DTM12P-BT-BK
BOOT, 12P, REC, ST, BLK



TE Part # 1060-20-0244
PIN, SF, SIZE 20, 16-22, AU/SN



TE Part # 1060-20-0122
PIN, SF, SIZE 20, 16-22, NI/NI



TE Part # CAT-D48-ST273
DEUTSCH Solid Contacts



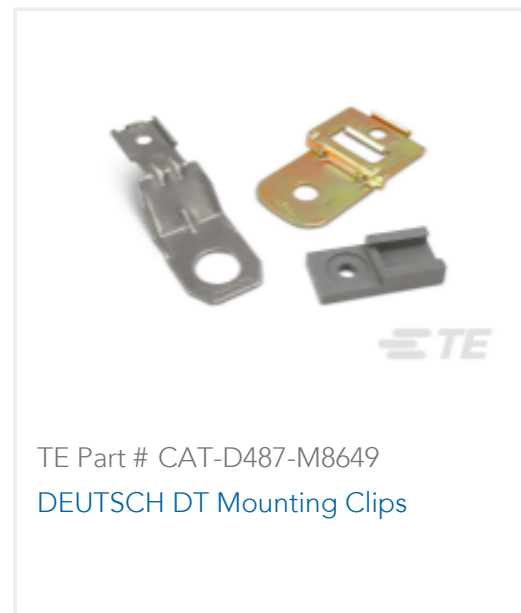
TE Part # 1010-042-1206
SEAL, INTF, 12P, RED-ORG, DTM



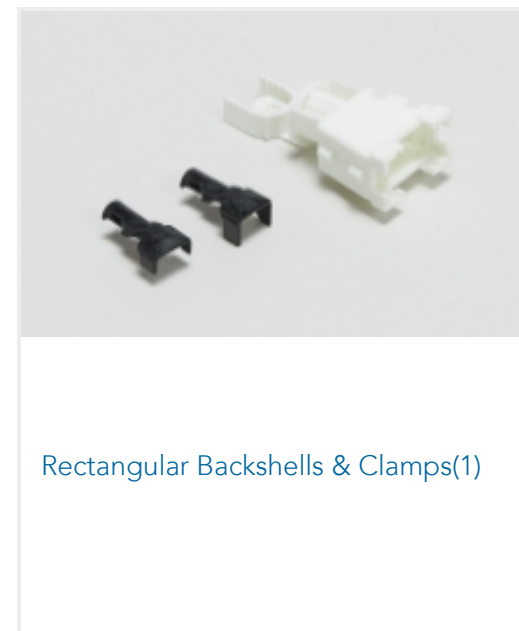




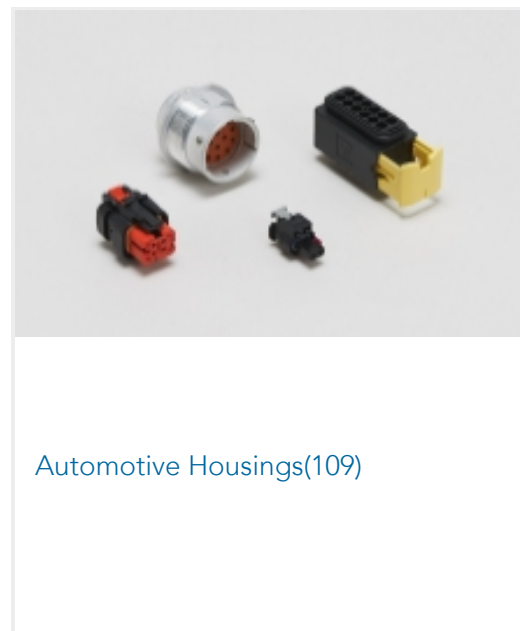
TE Part # 1060-20-0222
PIN, SF, SIZE 20, 16-22, NI/NI




TE Part # CAT-D485-CH8172
DEUTSCH DTM Housings



Also in the Series | DEUTSCH DT



Also in the Series | DEUTSCH DTM



Automotive Connector Locks & Position Assurance(26)



Automotive Headers(38)



Automotive Housings(109)




Connector Seals & Cavity Plugs(1)



Connector Strain Relief(28)




Other Automotive Connector Accessories(7)



PCB Headers & Receptacles(38)



Rectangular Backshells & Clamps(1)



Wire-to-Board Headers & Receptacles (38)

Customers Also Bought



TE Part #1060-20-0122
PIN, SF, SIZE 20, 16-22, NI/NI



TE Part #0460-202-20141
PIN, SOLID, SIZE 20, 20AWG, NI



TE Part #CAT-D485-CH8172
DEUTSCH DTM Housings



TE Part #CAT-D485-W416
DEUTSCH DTM Wedgelocks

Documents

Product Drawings

REC, 12P, GRY, N, A

English

CAD Files

Customer View Model

ENG_CVM_CVM_DTM04-12PA_99.2d_dxf.zip

English



3D PDF

3D

Customer View Model

[ENG_CVM_CVM_DTM04-12PA_99.3d_igs.zip](#)

English

Customer View Model

[ENG_CVM_CVM_DTM04-12PA_99.3d_stp.zip](#)

English

By downloading the CAD file I accept and agree to the [Terms and Conditions](#) of use.

Datasheets & Catalog Pages

TERMINALS AND CONNECTORS

English

ICT Terminals and Connectors Catalogue

English

CONNECTOR SELECTOR

English

Product Specifications

Engineering Report

English

Agency Approvals

UL Report

English