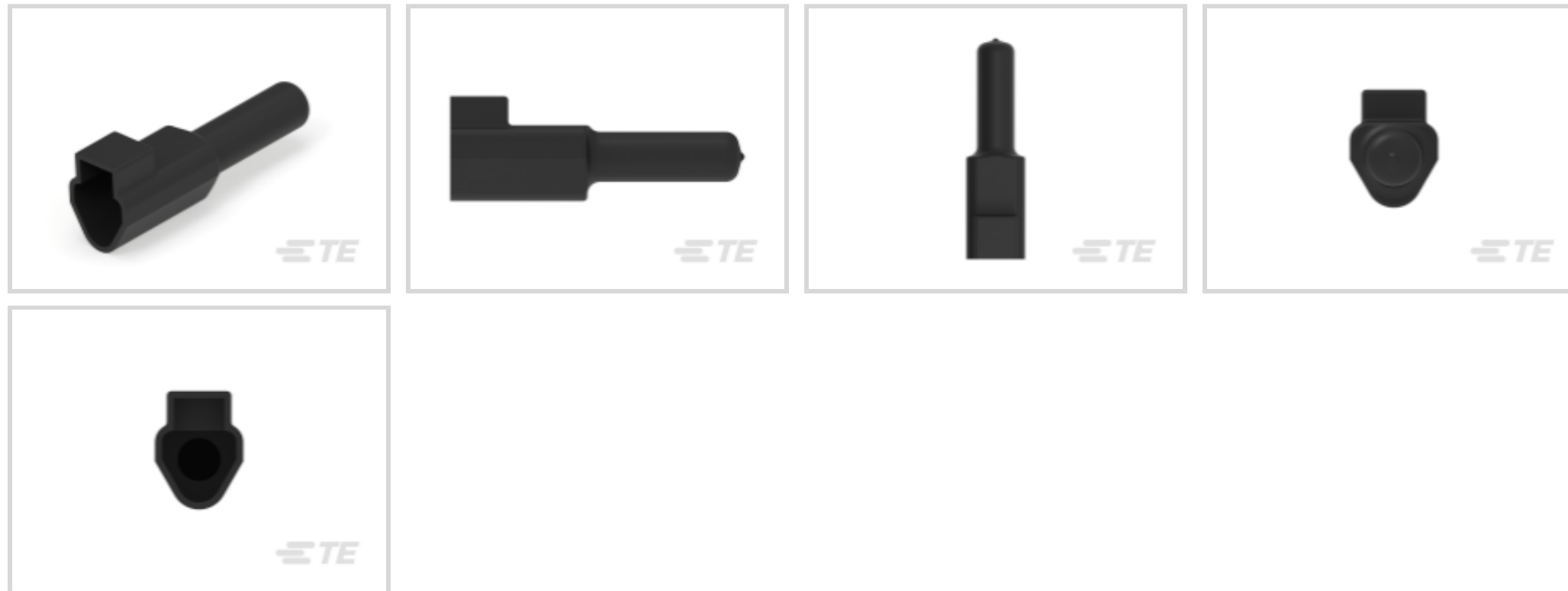




Connectors > Connector Accessories > Connector Strain Relief



Strain Relief Accessory Type: **Boot**

Primary Product Material: **PVC**

Primary Product Color: **Black**

Sealable: **No**

UL Flammability Rating: **12mm Flame Test per Standard UL-94**

Features

Product Type Features

Strain Relief Accessory Type	Boot
Sealable	No

Body Features

Cable Exit Angle	180°
Primary Product Material	PVC
Primary Product Color	Black

Dimensions

Compatible Cable Diameter Range	0 – 9.02 mm[0 – .355 in]
---------------------------------	--------------------------

Usage Conditions

Operating Temperature Range	-29 – 100 °C[-20 – 212 °F]
-----------------------------	----------------------------

Industry Standards

IP Rating	IP6K9K
UL Flammability Rating	12mm Flame Test per Standard UL-94

Packaging Features



Packaging Method	Package
Packaging Quantity	1

Other

Serviceable	Yes
-------------	-----

Product Compliance

[For compliance documentation, visit the product page on TE.com>](#)

EU RoHS Directive 2011/65/EU	Compliant
EU ELV Directive 2000/53/EC	Out of Scope
China RoHS 2 Directive MIIT Order No 32, 2016	No Restricted Materials Above Threshold
EU REACH Regulation (EC) No. 1907/2006	Current ECHA Candidate List: JAN 2025 (247) Candidate List Declared Against: JAN 2025 (247) Does not contain REACH SVHC
Halogen Content	Not Low Halogen - contains Br or Cl > 900 ppm.
Solder Process Capability	Not reviewed for solder process capability


Product Compliance Disclaimer

This information is provided based on reasonable inquiry of our suppliers and represents our current actual knowledge based on the information they provided. This information is subject to change. The part numbers that TE has identified as EU RoHS compliant have a maximum concentration of 0.1% by weight in homogenous materials for lead, hexavalent chromium, mercury, PBB, PBDE, DBP, BBP, DEHP, DIBP, and 0.01% for cadmium, or qualify for an exemption to these limits as defined in the Annexes of Directive 2011/65/EU (RoHS2). Finished electrical and electronic equipment products will be CE marked as required by Directive 2011/65/EU. Components may not be CE marked. Additionally, the part numbers that TE has identified as EU ELV compliant have a maximum concentration of 0.1% by weight in homogenous materials for lead, hexavalent chromium, and mercury, and 0.01% for cadmium, or qualify for an exemption to these limits as defined in the Annexes of Directive 2000/53/EC (ELV). Regarding the REACH Regulation, the information TE provides on SVHC in articles for this part number is based on the latest European Chemicals Agency (ECHA) 'Guidance on requirements for substances in articles' posted at this URL: <https://echa.europa.eu/guidance-documents/guidance-on-reach>

Compatible Parts




Also in the Series | DEUTSCH DT



Automotive Connector Caps & Covers(7)




Connector Caps & Covers(1)



Rectangular Connector Housings(1)




Rectangular Power Connectors(77)



Standard Rectangular Connectors(1)

Also in the Series | DEUTSCH DTM



Automotive Connector Locks & Position Assurance(26)



Automotive Headers(38)



Automotive Housings(109)




Connector Seals & Cavity Plugs(1)



Connector Strain Relief(28)




Other Automotive Connector Accessories(7)



PCB Headers & Receptacles(38)



Rectangular Backshells & Clamps(1)



Wire-to-Board Headers & Receptacles
(38)

Customers Also Bought



TE Part #1-2303816-2
DT06-3S-TN31, PLG, 3P, GRY, N,
SNAPCAP



TE Part #DT3P-BT-BK
BOOT, 3P, REC, ST, BLK



TE Part #DT6S-BT-BK
BOOT, 6P, PLG, ST, BLK



TE Part #CAT-D799-CH8172
DEUTSCH DRC Housings



TE Part #DT12S-BT-BK
BOOT, 12P, PLG, ST, BLK



TE Part #DT12S-BT
BOOT, 12P, PLG, ST, GRY



TE Part #HD34-24-31SE
REC, 31P, AL, E, 16, S



TE Part #DT8P-BT-BK
BOOT, 8P, REC, ST, BLK



TE Part #DT4S-BT-BK
BOOT, 4P, PLG, ST, BLK

Documents

Product Drawings

[BOOT, 3P, PLG, ST, BLK](#)

English

CAD Files

[3D PDF](#)

3D

Customer View Model

[ENG_CVM_CVM_DT3S-BT-BK_A.2d_dxf.zip](#)



English

Customer View Model

[ENG_CVM_CVM_DT3S-BT-BK_A.3d_igs.zip](#)

English

Customer View Model

[ENG_CVM_CVM_DT3S-BT-BK_A.3d_stp.zip](#)

English

By downloading the CAD file I accept and agree to the [Terms and Conditions](#) of use.

Datasheets & Catalog Pages

TERMINALS AND CONNECTORS

English

CONNECTOR SELECTOR

English

Product Specifications

Application Specification

English