

87456-6 ✓ ACTIVE

AMPMODU | AMPMODU IV/V


TE Internal #: 87456-6

Housing, Receptacle, Wire-to-Board, 10 Position, 2.54 mm [.1 in]
Centerline, Crimp, 2 Row, Black, Wire & Cable, Signal, AMPMODU
IV/V

[View on TE.com >](#)



Connectors > PCB Connectors > Wire-to-Board Connectors > Wire-to-Board Connector Assemblies & Housings



Connector Product Type: **Housing**

Connector & Housing Type: **Receptacle**

Connector System: **Wire-to-Board**

Number of Positions: **10**

Centerline (Pitch): **2.54 mm [.1 in]**

Features

Product Type Features

Connector Product Type	Housing
Connector & Housing Type	Receptacle
Connector System	Wire-to-Board
Connector & Contact Terminates To	Wire & Cable

Configuration Features

Number of Positions	10
Number of Rows	2

Electrical Characteristics

Operating Voltage	250 VAC
Termination Resistance	12 mΩ
Dielectric Withstanding Voltage (Max)	750 V
Insulation Resistance	5000 MΩ

Body Features

Primary Product Color	Black
-----------------------	-------

Contact Features

Contact Base Material	Beryllium Copper
Contact Type	Socket
Contact Current Rating (Max)	3 A

Termination Features

Termination Method to Wire & Cable	Crimp
------------------------------------	-------

Mechanical Attachment

Strain Relief	Without
Mating Retention	Without

Housing Features

Housing Material	Nylon GF
Housing Entry Configuration	Both Ends Closed
Centerline (Pitch)	2.54 mm [.1 in]

Dimensions

Connector Height	6.1 mm [.24 in]
Connector Length	12.83 mm [.51 in]
Row-to-Row Spacing	2.54 mm [.1 in]

Usage Conditions

Operating Temperature Range	-65 – 105 °C [-85 – 221 °F]
-----------------------------	-----------------------------

Operation/Application

Circuit Application	Signal
---------------------	--------

Industry Standards

UL Flammability Rating	UL 94V-0
Compatible With Approved Standards Products	CSA LR7189, UL E28476
Glow Wire Rating	Standard Part - Not Glow Wire

Packaging Features

Packaging Method	Package
Packaging Quantity	1

Product Compliance

[For compliance documentation, visit the product page on TE.com>](#)





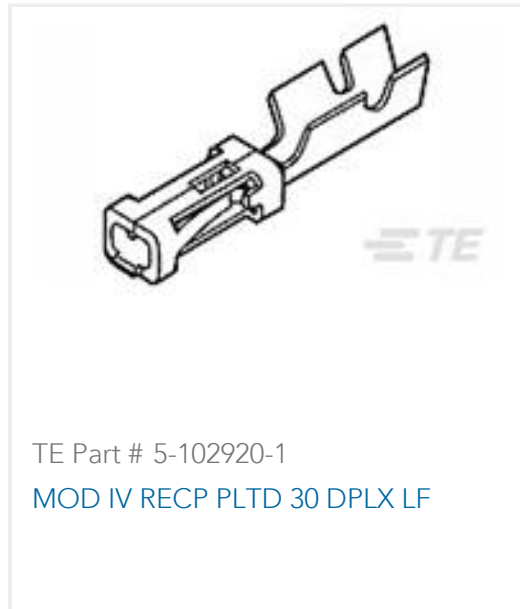
EU RoHS Directive 2011/65/EU	Compliant
EU ELV Directive 2000/53/EC	Compliant
China RoHS 2 Directive MIIT Order No 32, 2016	No Restricted Materials Above Threshold
EU REACH Regulation (EC) No. 1907/2006	Current ECHA Candidate List: JAN 2025 (247) Candidate List Declared Against: JAN 2025 (247) Does not contain REACH SVHC
Halogen Content	Low Halogen - Br, Cl, F, I < 900 ppm per homogenous material. Also BFR/CFR/PVC Free
Solder Process Capability	Not applicable for solder process capability

Product Compliance Disclaimer

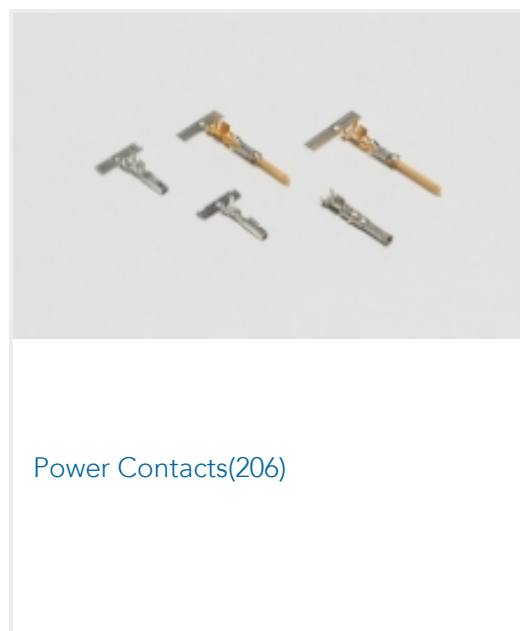
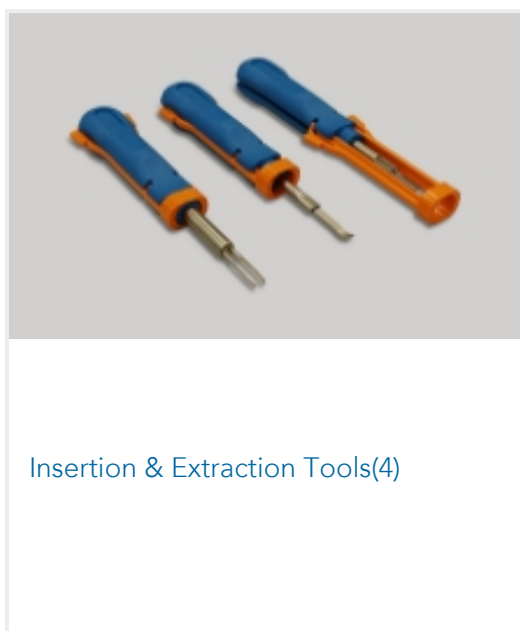
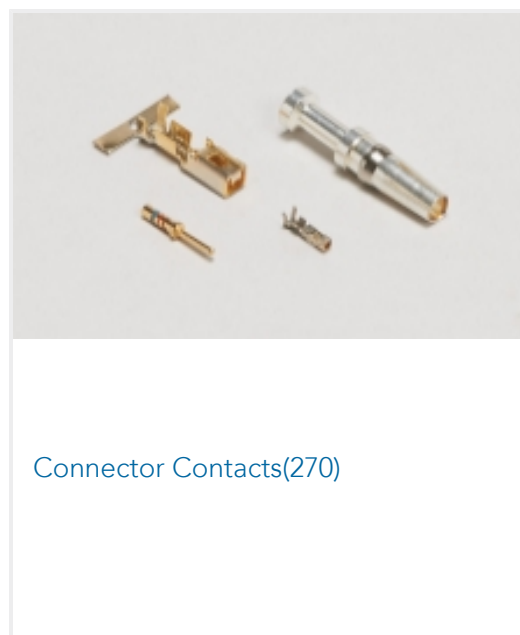
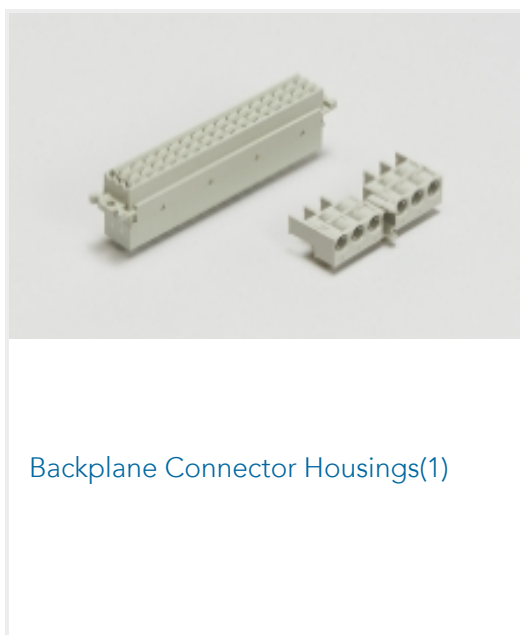
This information is provided based on reasonable inquiry of our suppliers and represents our current actual knowledge based on the information they provided. This information is subject to change. The part numbers that TE has identified as EU RoHS compliant have a maximum concentration of 0.1% by weight in homogenous materials for lead, hexavalent chromium, mercury, PBB, PBDE, DBP, BBP, DEHP, DIBP, and 0.01% for cadmium, or qualify for an exemption to these limits as defined in the Annexes of Directive 2011/65/EU (RoHS2). Finished electrical and electronic equipment products will be CE marked as required by Directive 2011/65/EU. Components may not be CE marked. Additionally, the part numbers that TE has identified as EU ELV compliant have a maximum concentration of 0.1% by weight in homogenous materials for lead, hexavalent chromium, and mercury, and 0.01% for cadmium, or qualify for an exemption to these limits as defined in the Annexes of Directive 2000/53/EC (ELV). Regarding the REACH Regulation, the information TE provides on SVHC in articles for this part number is based on the latest European Chemicals Agency (ECHA) 'Guidance on requirements for substances in articles' posted at this URL: <https://echa.europa.eu/guidance-documents/guidance-on-reach>

Compatible Parts






Also in the Series | **AMPMODU IV/V**



Customers Also Bought



TE Part #1625999-1
HSC100 100R 5%



TE Part #4-87456-9
04 MODIV HSG COMP DR .100CL



TE Part #5-103171-4
MOD IV RECP PLTD 30 DPLX LF



TE Part #CSI-UFFR-300-UFFR
U.FL/MHF1 to U.FL/MHF1 300mm 1.13 OD



TE Part #1618408-2
LEV100H5CNG = CONTACTOR WITH AUX SPST



TE Part #1-87309-3
MOD V RECP LP



TE Part #5552725-1
ASSY,RCPT,50 POSN, RTANG, PCB



TE Part #5553813-3
ASSY,EMI RCPT,50 POSN,SCR LK



TE Part #640387-2
02P MTA156 HDR ASSY SQ R/A



TE Part #1-1634201-0
PRFDD3-16F-BB000

Documents

Product Drawings

[10 MODIV HSG DR MRKD .100CL](#)

English

CAD Files

[3D PDF](#)

English

Customer View Model

[ENG_CVM_87456-6_P.2d_dxf.zip](#)

English

Customer View Model

[ENG_CVM_87456-6_P.3d_igs.zip](#)

English

Customer View Model

[ENG_CVM_87456-6_P.3d_stp.zip](#)

English

Customer View Model

[ENG_CVM_CVM_87456-6_AP.3d_stp.zip](#)

English



Customer View Model

[ENG_CVM_CVM_87456-6_AP.3d_igs.zip](#)

English

3D PDF

3D

Customer View Model

[ENG_CVM_CVM_87456-6_AP.2d_dxf.zip](#)

English

By downloading the CAD file I accept and agree to the [Terms and Conditions](#) of use.

Datasheets & Catalog Pages

[AMPMODU_INTERCONNECTION_SYSTEM_SECTION5_CONT](#)

English

Product Specifications

[Application Specification](#)

English

Agency Approvals

[UL](#)

English