

749611-8 ✓ ACTIVE

AMPLIMITE | AMPLIMITE 0.50 Series

TE Internal #: 749611-8

80 Position D-Shaped Connector, Receptacle, Cable-to-Panel,  
Panel Mount, 1.27 mm [.05 in] Centerline, Wire & Cable, Signal,  
AMPLIMITE 0.50 Series

[View on TE.com >](#)



Connectors > D-Shaped Connectors > IDC D-Sub: Receptacle Assembly, Panel Mount, Signal, 1.27 mm



Number of Positions: **80**

Connector & Housing Type: **Receptacle**

Connector System: **Cable-to-Panel**

Connector Mounting Type: **Panel Mount**

Centerline (Pitch): **1.27 mm [.05 in]**

[All IDC D-Sub: Receptacle Assembly, Panel Mount, Signal, 1.27 mm \(11\)](#)

## Features

### Product Type Features

Connector Product Type	Connector Assembly
Connector & Housing Type	Receptacle
Connector System	Cable-to-Panel
Connector & Contact Terminates To	Wire & Cable

### Configuration Features

Compatible With Wire & Cable Type	Ribbon Cable, Round Jacketed Cable
Number of Rows	2
Number of Positions	80

### Body Features

Cover Material	Thermoplastic
Shell Plating Material	Nickel over Copper
Ribbon Cable Centerline Spacing	.64 mm[.025 in]
Primary Product Color	Black

### Contact Features

Contact Underplating Material	Palladium Nickel
	30 μin
Wire Contact Termination Area Plating Material	Tin-Lead



Contact Mating Area Plating Material	Gold or Gold Flash
Contact Base Material	Phosphor Bronze
Contact Current Rating (Max)	1 A
Contact Options	Installed

### Termination Features

Termination Cover Method	Assembled
Termination Cover Type	Non Lacing
Termination Cover	Without
Termination Method to Wire & Cable	Insulation Displacement (IDC)

### Mechanical Attachment

Mating Retention Type	Rails
Thread Size	2-56
Mounting Feature Plating Material	Nickel over Copper
Mounting Feature Material	Zinc
Mating Retention	Without
Connector Mounting Type	Panel Mount

### Housing Features

Housing Material	Thermoplastic
Shell Material	Steel
Centerline (Pitch)	1.27 mm[.05 in]

### Dimensions

Compatible Insulation Diameter Range	.74 – .89 mm[.029 – .036 in]
Compatible Insulation Diameter (Max)	.91 mm
Solid Wire Size	.05 – .1 mm <sup>2</sup>
Wire Size	30 – 28 AWG

### Usage Conditions

Operating Temperature Range	-55 – 105 °C[-67 – 221 °F]
-----------------------------	----------------------------

### Operation/Application

Shielded	No
Circuit Application	Signal

### Industry Standards

UL Flammability Rating	UL 94V-0
------------------------	----------



## Packaging Features

Packaging Quantity	7
Packaging Method	Box & Tube, Tube

## Product Compliance


[For compliance documentation, visit the product page on TE.com>](#)

EU RoHS Directive 2011/65/EU	Not Compliant
EU ELV Directive 2000/53/EC	Not Compliant
China RoHS 2 Directive MIIT Order No 32, 2016	Restricted Materials Above Threshold
EU REACH Regulation (EC) No. 1907/2006	Current ECHA Candidate List: JAN 2025 (247) Candidate List Declared Against: JUNE 2022 (224) SVHC > Threshold: Pb (13% in Component Part) <b>Article Safe Usage Statements:</b> Do not eat, drink or smoke when using this product. Wash thoroughly after handling. Recycle if possible and dispose of the article by following all applicable governmental regulations relevant to your geographic location.
Halogen Content	Not Low Halogen - contains Br or Cl > 900 ppm.
Solder Process Capability	Not applicable for solder process capability


### Product Compliance Disclaimer

This information is provided based on reasonable inquiry of our suppliers and represents our current actual knowledge based on the information they provided. This information is subject to change. The part numbers that TE has identified as EU RoHS compliant have a maximum concentration of 0.1% by weight in homogenous materials for lead, hexavalent chromium, mercury, PBB, PBDE, DBP, BBP, DEHP, DIBP, and 0.01% for cadmium, or qualify for an exemption to these limits as defined in the Annexes of Directive 2011/65/EU (RoHS2). Finished electrical and electronic equipment products will be CE marked as required by Directive 2011/65/EU. Components may not be CE marked. Additionally, the part numbers that TE has identified as EU ELV compliant have a maximum concentration of 0.1% by weight in homogenous materials for lead, hexavalent chromium, and mercury, and 0.01% for cadmium, or qualify for an exemption to these limits as defined in the Annexes of Directive 2000/53/EC (ELV). Regarding the REACH Regulation, the information TE provides on SVHC in articles for this part number is based on the latest European Chemicals Agency (ECHA) 'Guidance on requirements for substances in articles' posted at this URL: <https://echa.europa.eu/guidance-documents/guidance-on-reach>


Also in the Series | [AMPLIMITE 0.50 Series](#)




Connector Hardware(6)



D-Shaped Connectors(241)



D-Sub Backshells & Clamps(21)



IDC D-Sub Connectors(69)



Panel Mount D-Sub Connectors(28)

## Customers Also Bought



TE Part #CAT-D48-ST273  
DEUTSCH Solid Contacts



TE Part #CAT-D487-W416  
Wedgelocks: DEUTSCH DT



TE Part #DT06-2S  
PLG, 2P, GRY, N



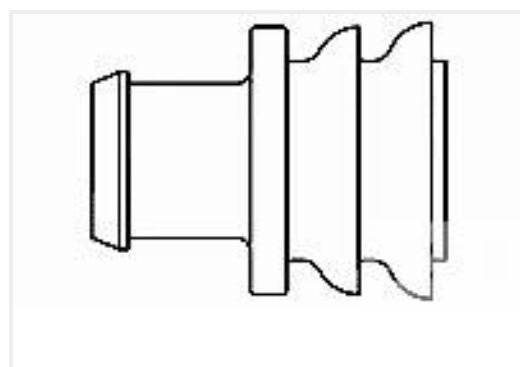
TE Part #DT04-2P  
REC, 2P, GRY, N



TE Part #114017-ZZ  
SEALING PLUG, SIZE 12/16, WHT



TE Part #CAT-AM71-CH8172  
AMP SUPERSEAL 1.5MM,  
CONNECTOR HOUSING



TE Part #281934-2  
SINGLE WIRE SEAL

## Documents

### Product Drawings

[80 50SR PANEL MOUNT RCPT](#)

English

### CAD Files

Customer View Model

[ENG\\_CVM\\_749611-8\\_T.3d\\_igs.zip](#)

English

Customer View Model



[ENG\\_CVM\\_749611-8\\_T.3d\\_stp.zip](#)

English

**Customer View Model**

[ENG\\_CVM\\_749611-8\\_T.2d\\_dxf.zip](#)

English

**3D PDF**

English

**3D PDF**

3D

**Customer View Model**

[ENG\\_CVM\\_CVM\\_749611-8\\_N.2d\\_dxf.zip](#)

English

**Customer View Model**

[ENG\\_CVM\\_CVM\\_749611-8\\_N.3d\\_igs.zip](#)

English

**Customer View Model**

[ENG\\_CVM\\_CVM\\_749611-8\\_N.3d\\_stp.zip](#)

English

By downloading the CAD file I accept and agree to the [Terms and Conditions](#) of use.

---

## Product Specifications

[Application Specification](#)

English

---

## Agency Approvals

[UL](#)

English