

63775-1 ✓ ACTIVE

MAG-MATE

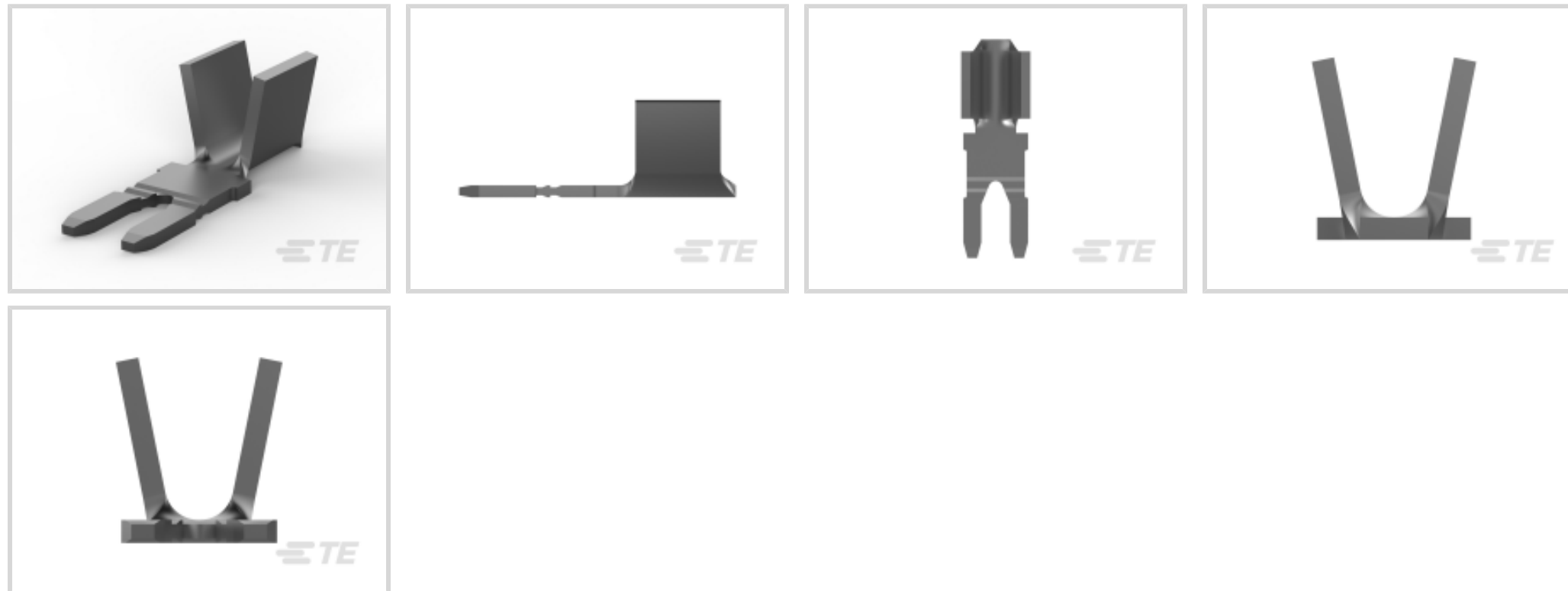
TE Internal #: 63775-1

Poke-In, 18 – 14 AWG Lead Wire, .8 – 2 mm² Lead Wire, Crimp /
Insulation Displacement (IDC), MAG-MATE, Magnet Wire Terminals

[View on TE.com >](#)



Terminals & Splices > Magnet Wire Terminals



Magnet Wire Terminal Type: **Poke-In**

Lead Wire Size: **18 – 14 AWG**

Termination Method to Wire & Cable: **Crimp, Insulation Displacement (IDC)**

Crimp Area Length: **3.81 mm [.15 in]**

Features

Product Type Features

Compatible With Discrete Wire Type	Lead Wire
------------------------------------	-----------

Contact Features

Magnet Wire Terminal Type	Poke-In
---------------------------	---------

Terminal Plating Material	Tin
---------------------------	-----

Terminal Orientation	Straight
----------------------	----------

Termination Features

Termination Method to Wire & Cable	Crimp, Insulation Displacement (IDC)
------------------------------------	--------------------------------------

Crimp Area Length	3.81 mm [.15 in]
-------------------	------------------

Mechanical Attachment

Wire Insulation Support	Without
-------------------------	---------

Dimensions

Terminal Height	6.6 mm [.26 in]
-----------------	-----------------

Lead Wire Size	18 – 14 AWG
----------------	-------------

Stock Thickness (Magnet Wire Side)	.51 mm [.02 in]
------------------------------------	-----------------

Product Length	15.24 mm [.599 in]
----------------	--------------------

Usage Conditions

Insulation Option	Uninsulated
-------------------	-------------

Operation/Application

Compatible With Wire Base Material	Copper
------------------------------------	--------

Industry Standards

Compatible With Agency/Standards Products	RU (UL Component Program)
---	---------------------------

Packaging Features

Packaging Quantity	6000
Packaging Method	Reel, Reel/Carton

Product Compliance

[For compliance documentation, visit the product page on TE.com>](#)

EU RoHS Directive 2011/65/EU	Compliant
EU ELV Directive 2000/53/EC	Compliant
China RoHS 2 Directive MIIT Order No 32, 2016	No Restricted Materials Above Threshold
EU REACH Regulation (EC) No. 1907/2006	Current ECHA Candidate List: JAN 2025 (247) Candidate List Declared Against: JAN 2025 (247) Does not contain REACH SVHC
Halogen Content	Low Halogen - Br, Cl, F, I < 900 ppm per homogenous material. Also BFR/CFR/PVC Free
Solder Process Capability	Not applicable for solder process capability


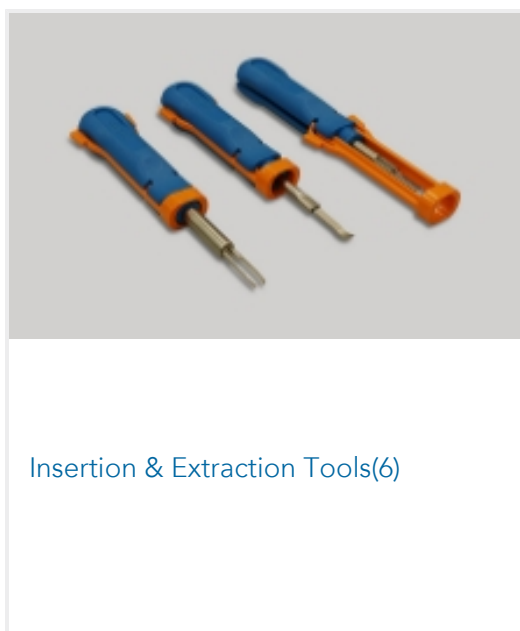
Product Compliance Disclaimer

This information is provided based on reasonable inquiry of our suppliers and represents our current actual knowledge based on the information they provided. This information is subject to change. The part numbers that TE has identified as EU RoHS compliant have a maximum concentration of 0.1% by weight in homogenous materials for lead, hexavalent chromium, mercury, PBB, PBDE, DBP, BBP, DEHP, DIBP, and 0.01% for cadmium, or qualify for an exemption to these limits as defined in the Annexes of Directive 2011/65/EU (RoHS2). Finished electrical and electronic equipment products will be CE marked as required by Directive 2011/65/EU. Components may not be CE marked. Additionally, the part numbers that TE has identified as EU ELV compliant have a maximum concentration of 0.1% by weight in homogenous materials for lead, hexavalent chromium, and mercury, and 0.01% for cadmium, or qualify for an exemption to these limits as defined in the Annexes of Directive 2000/53/EC (ELV). Regarding the REACH Regulation, the information TE provides on SVHC in articles for this part number is based on the latest European Chemicals Agency (ECHA) 'Guidance on requirements for substances in articles' posted at this URL: <https://echa.europa.eu/guidance-documents/guidance-on-reach>


Compatible Parts



Also in the Series | **MAG-MATE**



Customers Also Bought





Documents

Product Drawings

[TAB, MAG-MATE POKE-IN TPBR](#)

English

CAD Files

[3D PDF](#)

3D

Customer View Model

[ENG_CVM_CVM_63775-1_G.2d_dxf.zip](#)

English

Customer View Model

[ENG_CVM_CVM_63775-1_G.3d_igs.zip](#)

English

Customer View Model

[ENG_CVM_CVM_63775-1_G.3d_stp.zip](#)

English

By downloading the CAD file I accept and agree to the [Terms and Conditions](#) of use.

Datasheets & Catalog Pages

[Magnet Wire Terminals & Splices](#)

English

Product Specifications

[Application Specification](#)

English

Agency Approvals

[UL Report](#)

English