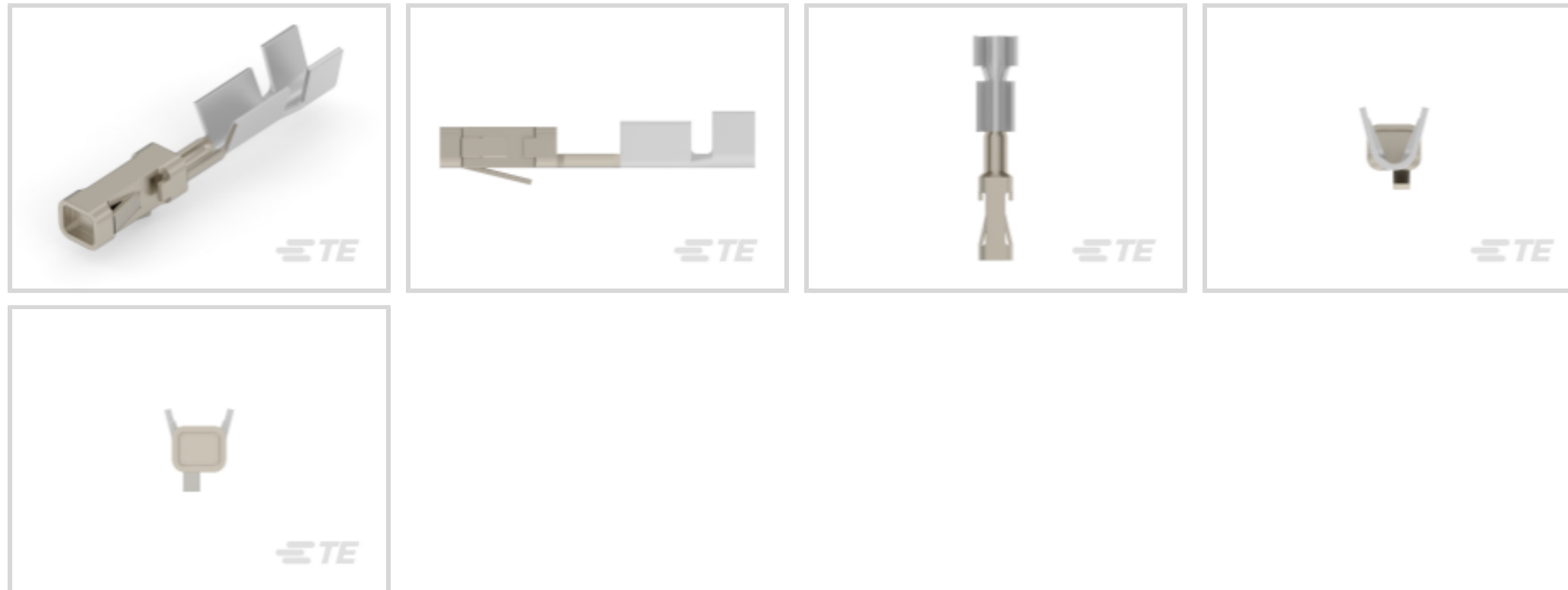




Connectors > Contacts > Connector Contacts



Contact Type: **Socket**

Contact Mating Area Plating Material: **Gold (Au)**

Wire Contact Termination Area Plating Material: **Tin**

Operating Voltage: **250 VAC**

Contact Retention Within Housing: **With**

Features

Product Type Features

Discrete Wire Type	Stranded
Applied Pressure	Standard

Configuration Features

Compatible With Wire & Cable Type	Discrete Wire
-----------------------------------	---------------

Electrical Characteristics

Termination Resistance	12 mΩ
Insulation Resistance	5000 MΩ
Dielectric Withstanding Voltage (Max)	750 V
Operating Voltage	250 VAC

Contact Features

Contact Underplating Material	Nickel
Contact Orientation	Straight
Contact Underplating Material Thickness	1.27 μm[50 μin]
Contact Mating Area Plating Material Thickness	.38 μm[15 μin]



Wire Contact Termination Area Plating Material Finish	Matte
Mating Square Post Dimension	.64 mm[.025 in]
Contact Length	11.3 mm[.445 in]
Wire Contact Termination Area Plating Thickness	2.54 – 5.08 μm[100 – 200 μin]
Barrel Type	Open
Contact Type	Socket
Contact Mating Area Plating Material	Gold (Au)
Wire Contact Termination Area Plating Material	Tin
Contact Retention Within Housing	With
Contact Size	.64mm
Contact Base Material	Copper Tin Phosphor Bronze
Contact Current Rating (Max)	3 A

Termination Features

Termination Method to Wire & Cable	Crimp
Product Terminates To	Wire & Cable

Mechanical Attachment

Wire Insulation Support	With
Contact Retention Type Within Housing	Locking Lance

Dimensions

Compatible Insulation Diameter Range	1.55 mm[.061 in]
Wire Size	236.823 – 789.41 CMA

Usage Conditions

Operating Temperature Range	-65 – 105 °C[-85 – 221 °F]
-----------------------------	----------------------------

Operation/Application

Circuit Application	Power & Signal
---------------------	----------------

Industry Standards

Compatible With Approved Standards Products	CSA LR7189, UL E28476
---	-----------------------

Packaging Features

Packaging Quantity	12500
Packaging Method	Reel

Product Compliance



[For compliance documentation, visit the product page on TE.com>](#)

EU RoHS Directive 2011/65/EU	Compliant
EU ELV Directive 2000/53/EC	Compliant
China RoHS 2 Directive MIIT Order No 32, 2016	No Restricted Materials Above Threshold
EU REACH Regulation (EC) No. 1907/2006	Current ECHA Candidate List: JAN 2025 (247) Candidate List Declared Against: JAN 2025 (247) Does not contain REACH SVHC
Halogen Content	Low Halogen - Br, Cl, F, I < 900 ppm per homogenous material. Also BFR/CFR/PVC Free
Solder Process Capability	Not applicable for solder process capability

Product Compliance Disclaimer

This information is provided based on reasonable inquiry of our suppliers and represents our current actual knowledge based on the information they provided. This information is subject to change. The part numbers that TE has identified as EU RoHS compliant have a maximum concentration of 0.1% by weight in homogenous materials for lead, hexavalent chromium, mercury, PBB, PBDE, DBP, BBP, DEHP, DIBP, and 0.01% for cadmium, or qualify for an exemption to these limits as defined in the Annexes of Directive 2011/65/EU (RoHS2). Finished electrical and electronic equipment products will be CE marked as required by Directive 2011/65/EU. Components may not be CE marked. Additionally, the part numbers that TE has identified as EU ELV compliant have a maximum concentration of 0.1% by weight in homogenous materials for lead, hexavalent chromium, and mercury, and 0.01% for cadmium, or qualify for an exemption to these limits as defined in the Annexes of Directive 2000/53/EC (ELV). Regarding the REACH Regulation, the information TE provides on SVHC in articles for this part number is based on the latest European Chemicals Agency (ECHA) 'Guidance on requirements for substances in articles' posted at this URL: <https://echa.europa.eu/guidance-documents/guidance-on-reach>

Compatible Parts

 <p>TE Part # 4-87456-1 52 MODIV HSG COMP DR .100CL</p>	 <p>TE Part # 5-87631-9 48 MODIV HSG COMP DR .100 POL</p>	 <p>TE Part # 4-87631-5 54 MODIV HSG COMP DR .100 POL</p>	 <p>TE Part # 3-87977-6 22 MODIV HSG COMP DR .100 POL</p>
 <p>TE Part # 5-87631-7 72 MODIV HSG COMP DR .100 POL</p>	 <p>TE Part # 3-87631-3 38 MODIV HSG COMP DR .100 POL</p>	 <p>TE Part # 3-87631-7 42 MODIV HSG COMP DR .100 POL</p>	 <p>TE Part # 1-87631-8 22 MODIV HSG DR MRKD .100 POL</p>




TE Part # 4-87631-4
52 MODIV HSG DR MRKD .100 POL



TE Part # 2-87977-0
44 MODIV HSG DR MRKD .100 POL



TE Part # 1-87977-2
28 MODIV HSG DR MRKD .100 POL



TE Part # 5-87977-9
58 MODIV HSG DR MRKD .100 POL



TE Part # 1-87977-3
30 MODIV HSG DR MRKD .100 POL



TE Part # 5-87977-5
48 MODIV HSG DR MRKD .100 POL



TE Part # 1-87977-5
34 MODIV HSG DR MRKD .100 POL



TE Part # 5-87631-4
66 MODIV HSG DR MRKD .100 POL



TE Part # 2-87977-1
50 MODIV HSG DR MRKD .100 POL



TE Part # 3-87977-9
28 MODIV HSG COMP DR .100 POL




TE Part # 87631-3
08 MODIV HSG COMP DR .100 POL




TE Part # 87631-2
06 MODIV HSG DR MRKD .100 POL


Also in the Series | **AMPMODU IV/V**



Backplane Connector Housings(1)




Connector Caps & Covers(11)



Connector Contacts(270)




Connector Hardware(10)



Insertion & Extraction Tools(4)



PCB Headers & Receptacles(517)



Power Contacts(206)

Customers Also Bought



TE Part #102387-9
40 MODIV HSG COMP DR .100 POL




TE Part #1891526-1
EXTRACTION TOOL FOR DYNAMIC
1000 SERIES



TE Part #172213-2
EIS CAP HSG PANEL MOUNT 2P
NATUTURAL



TE Part #87499-7
04 MODIV HSG SR MRKD .100CL



TE Part #5069832040
CGPT-4.8/2.4-0-STK



TE Part #CAT-D9934-A15A
Receptacle and Tab Housing: 2.0 mm
pitch, 125V



TE Part #3-2176412-1
5W XSM M/OX 5% 91R



TE Part #1903117-2
DYNAMIC D1000 TAB CONT AU 0.38
um L L/P



TE Part #1-102387-0
50 MODIV HSG COMP DR .100 POL

Documents

Product Drawings

[MOD IV RECP PLTD 15 DPLX LF](#)

English

CAD Files

Customer View Model

[ENG_CVM_CVM_6-87756-2_AH.2d_dxf.zip](#)

English

3D PDF

3D

Customer View Model

[ENG_CVM_CVM_6-87756-2_AH.3d_igs.zip](#)

English

Customer View Model

[ENG_CVM_CVM_6-87756-2_AH.3d_stp.zip](#)

English

By downloading the CAD file I accept and agree to the [Terms and Conditions](#) of use.

Datasheets & Catalog Pages



[AMP MODU IV & V Section of Catalog 1307819](#)

English

[AMPMODU_INTERCONNECTION_SYSTEM_SECTION5_CONT](#)

English

[Product Specifications](#)

[Application Specification](#)

English