



Power Relay F

TE Internal #: 6-1393302-3

General Purpose Power Relay, DC, Monostable, 1 Form C SPDT-CO, 30 A Contact Rating, 24 VDC Coil Voltage, 24 VDC Contact Voltage, Power Relay F

[View on TE.com >](#)

Relays & Contactors > Electromechanical Relays



Relay & Contactor Type: **General Purpose Power Relay**

Current Type: **DC**

Coil Magnetic System: **Monostable**

Contact Arrangement: **1 Form C SPDT-CO**

Contact Current Rating: **30 A**

Features

Product Type Features

Relay & Contactor Type	General Purpose Power Relay
------------------------	-----------------------------

Configuration Features

Contact Arrangement	1 Form C SPDT-CO
---------------------	------------------

Electrical Characteristics

Contact Switching Load (Min)	1000mA @ 5VDC
------------------------------	---------------

Contact Limiting Short-Time Current	240 A
-------------------------------------	-------

Contact Limiting Making Current	120 A
---------------------------------	-------

Coil Resistance	324 Ω
-----------------	--------------

Contact Limiting Continuous Current	60 A
-------------------------------------	------

Contact Limiting Breaking Current	20 A
-----------------------------------	------

Insulation Initial Dielectric Between Open Contacts	500 Vrms
---	----------

Contact Current Rating	30 A
------------------------	------

Coil Voltage Rating	24 VDC
---------------------	--------

Contact Voltage Rating	24 VDC
------------------------	--------

Coil Power Rating DC	1.8 W
----------------------	-------

Insulation Initial Dielectric Between Contacts & Coil	500 Vrms
---	----------

Body Features

Product Weight	35 g[1.2 oz]
----------------	--------------



Enclosure Type	Dust Protected
----------------	----------------

Contact Features

Contact Material	Silver Alloy
------------------	--------------

Termination Features

Main Termination & Connection Type	Quick Connect Terminals
------------------------------------	-------------------------

Coil Termination & Connection Type	Quick Connect Terminals
------------------------------------	-------------------------

Mechanical Attachment

Product Mounting Feature Type	Mounting Brackets
-------------------------------	-------------------

Product Mount Type	Socket Mount
--------------------	--------------

Dimensions

Product Width	25.9 mm[1.02 in]
---------------	------------------

Product Length	25.9 mm[1.02 in]
----------------	------------------

Product Height	24.9 mm[.98 in]
----------------	-----------------

Usage Conditions

Environmental Category of Protection	RTI
--------------------------------------	-----

Environmental Ambient Temperature (Max)	125 °C[257 °F]
---	----------------

Operation/Application

Current Type	DC
--------------	----

Coil Magnetic System	Monostable
----------------------	------------

Other

Contact Current Class	30 – 50 A
-----------------------	-----------

Environmental Ambient Temperature Class	105 – 125 °C
---	--------------

Height Class (Mechanical)	20 – 25 mm
---------------------------	------------

Length Class (Mechanical)	25 – 30 mm
---------------------------	------------

Width Class (Mechanical)	25 – 30 mm
--------------------------	------------

Product Compliance

[For compliance documentation, visit the product page on TE.com>](#)

EU RoHS Directive 2011/65/EU	Compliant
------------------------------	-----------

EU ELV Directive 2000/53/EC	Compliant
-----------------------------	-----------

China RoHS 2 Directive MIIT Order No 32, 2016	No Restricted Materials Above Threshold
---	---

EU REACH Regulation (EC) No. 1907/2006	
--	--



Current ECHA Candidate List: JAN 2025
(247)
Candidate List Declared Against: JAN 2025
(247)
Does not contain REACH SVHC

Halogen Content
Low Halogen - Br, Cl, F, I < 900 ppm per homogenous material. Also BFR/CFR/PVC Free

Solder Process Capability
Not applicable for solder process capability

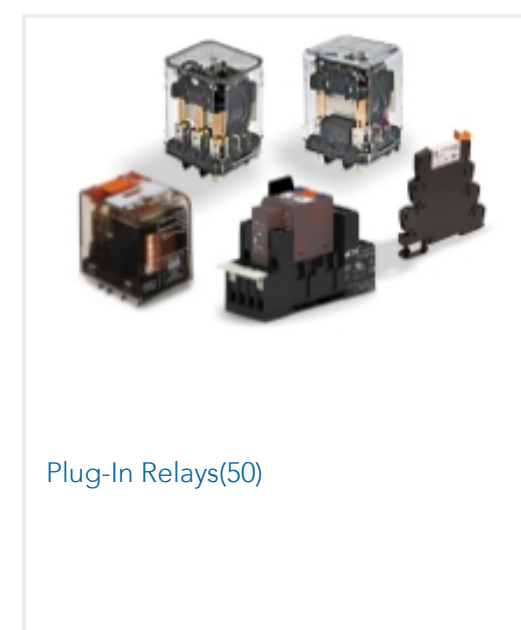
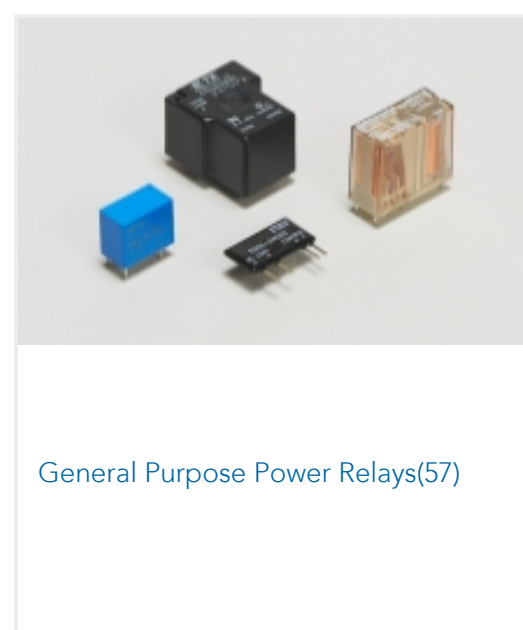
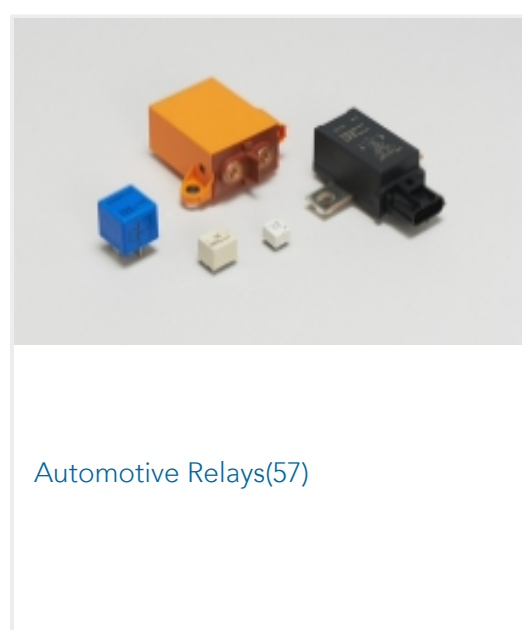
Product Compliance Disclaimer

This information is provided based on reasonable inquiry of our suppliers and represents our current actual knowledge based on the information they provided. This information is subject to change. The part numbers that TE has identified as EU RoHS compliant have a maximum concentration of 0.1% by weight in homogenous materials for lead, hexavalent chromium, mercury, PBB, PBDE, DBP, BBP, DEHP, DIBP, and 0.01% for cadmium, or qualify for an exemption to these limits as defined in the Annexes of Directive 2011/65/EU (RoHS2). Finished electrical and electronic equipment products will be CE marked as required by Directive 2011/65/EU. Components may not be CE marked. Additionally, the part numbers that TE has identified as EU ELV compliant have a maximum concentration of 0.1% by weight in homogenous materials for lead, hexavalent chromium, and mercury, and 0.01% for cadmium, or qualify for an exemption to these limits as defined in the Annexes of Directive 2000/53/EC (ELV). Regarding the REACH Regulation, the information TE provides on SVHC in articles for this part number is based on the latest European Chemicals Agency (ECHA) 'Guidance on requirements for substances in articles' posted at this URL: <https://echa.europa.eu/guidance-documents/guidance-on-reach>



Compatible Parts



Also in the Series | Power Relay F



Customers Also Bought



Documents

CAD Files

3D PDF

3D

Customer View Model

[ENG_CVM_CVM_6-1393302-3_S00F.2d_dxf.zip](#)

English

Customer View Model

[ENG_CVM_CVM_6-1393302-3_S00F.3d_igs.zip](#)

English

Customer View Model

[ENG_CVM_CVM_6-1393302-3_S00F.3d_stp.zip](#)

English

By downloading the CAD file I accept and agree to the [Terms and Conditions](#) of use.

Datasheets & Catalog Pages

[Automotive Relay Application Notes](#)

English

[Power Relay F4, Mini ISO, Plug-In](#)

English



Product Specifications

Definitions General Purpose Relays

English