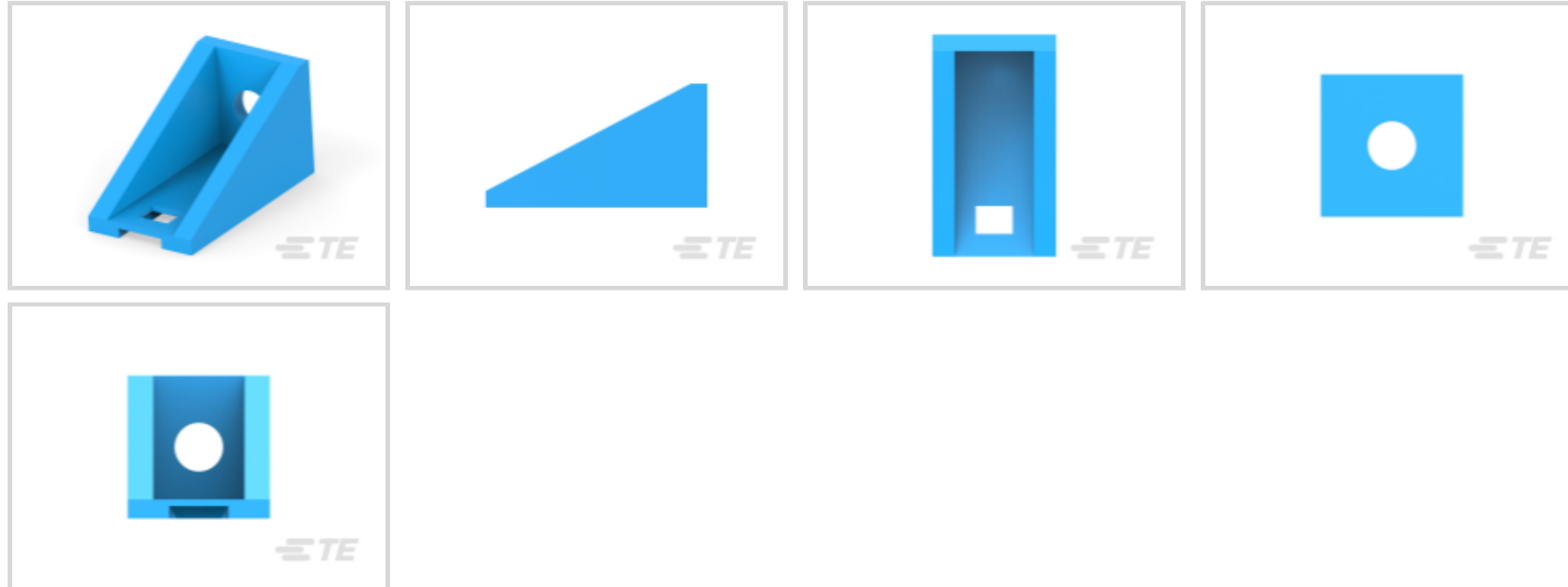




Connectors > Connector Accessories > Connector Hardware



Connector Hardware Accessory Type: **Panel Mount Adapter**

Primary Product Color: **Blue**

Primary Product Material: **Polycarbonate**

Operating Temperature (Max): **85 °C [185 °F]**

Operating Temperature Range: **-55 – 85 °C [-67 – 185 °F]**

Features

Product Type Features

Connector Hardware Accessory Type	Panel Mount Adapter
Hardware Accessory Function	Mounting

Body Features

Primary Product Color	Blue
Primary Product Material	Polycarbonate

Dimensions

Product Width	15.24 mm[.6 in]
Product Length	27.43 mm[1.08 in]
Product Height	15.24 mm[.6 in]

Usage Conditions

Operating Temperature (Max)	85 °C[185 °F]
Operating Temperature Range	-55 – 85 °C[-67 – 185 °F]

Industry Standards

UL Flammability Rating	UL 94V-2
------------------------	----------

Packaging Features

Packaging Method	Box
Packaging Quantity	250

Product Compliance

[For compliance documentation, visit the product page on TE.com>](#)

EU RoHS Directive 2011/65/EU	Compliant
EU ELV Directive 2000/53/EC	Compliant
China RoHS 2 Directive MIIT Order No 32, 2016	No Restricted Materials Above Threshold
EU REACH Regulation (EC) No. 1907/2006	Current ECHA Candidate List: JAN 2025 (247) Candidate List Declared Against: JUNE 2023 (235) Does not contain REACH SVHC
Halogen Content	Not Low Halogen - contains Br or Cl > 900 ppm.
Solder Process Capability	Not applicable for solder process capability

Product Compliance Disclaimer

This information is provided based on reasonable inquiry of our suppliers and represents our current actual knowledge based on the information they provided. This information is subject to change. The part numbers that TE has identified as EU RoHS compliant have a maximum concentration of 0.1% by weight in homogenous materials for lead, hexavalent chromium, mercury, PBB, PBDE, DBP, BBP, DEHP, DIBP, and 0.01% for cadmium, or qualify for an exemption to these limits as defined in the Annexes of Directive 2011/65/EU (RoHS2). Finished electrical and electronic equipment products will be CE marked as required by Directive 2011/65/EU. Components may not be CE marked. Additionally, the part numbers that TE has identified as EU ELV compliant have a maximum concentration of 0.1% by weight in homogenous materials for lead, hexavalent chromium, and mercury, and 0.01% for cadmium, or qualify for an exemption to these limits as defined in the Annexes of Directive 2000/53/EC (ELV). Regarding the REACH Regulation, the information TE provides on SVHC in articles for this part number is based on the latest European Chemicals Agency (ECHA) 'Guidance on requirements for substances in articles' posted at this URL: <https://echa.europa.eu/guidance-documents/guidance-on-reach>

Compatible Parts



Customers Also Bought



TE Part #1445336-3
LOOSE PC CONTACT 30 AU PLATED



TE Part #2-1625868-1
RP 2A 0.25W 2K0 0.1% 25PPM 1K RL



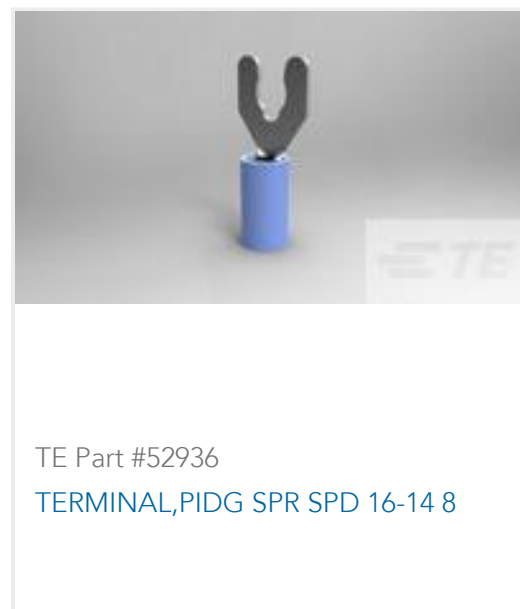
TE Part #5499206-6
A/L UNIV HDR 26P VERT LAT



TE Part #1744057-8
3.96 EP HDR ASSY 8P W/PEGS



TE Part #3-1393789-5
V23079A2001B301



TE Part #52936
TERMINAL,PIDG SPR SPD 16-14 8



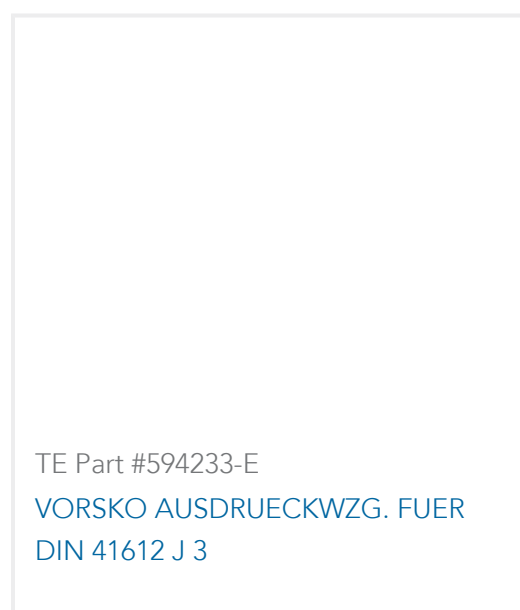
TE Part #1-1437558-0
MTA106D=(MSTA) SWITCH TOGGLE S



TE Part #1-1123722-8
3.96 EP PLUG HSG 8P(NATURAL)



TE Part #PC904N
Yagi,FWA,12in,NF 896-980MHz,6dBd



TE Part #594233-E
VORSKO AUSDRUECKWZG. FUER
DIN 41612 J 3

Documents

Product Drawings

[PNL MT ADAPTER,FEMALE,POWER LK](#)

English

CAD Files

[3D PDF](#)

3D

Customer View Model

[ENG_CVM_CVM_53886-1_R.2d_dxf.zip](#)

English

Customer View Model

[ENG_CVM_CVM_53886-1_R.3d_igs.zip](#)

English

Customer View Model

[ENG_CVM_CVM_53886-1_R.3d_stp.zip](#)

English

Customer View Model

[ENG_CVM_53886-1_D.3d_igs.zip](#)

English



Customer View Model

[ENG_CVM_53886-1_D.3d_stp.zip](#)

English

Customer View Model

[ENG_CVM_53886-1_D.2d_dxf.zip](#)

English

3D PDF

English

By downloading the CAD file I accept and agree to the [Terms and Conditions](#) of use.

Product Specifications

[Application Specification](#)

English

[Application Specification](#)

Japanese

[Power-Lock 75 Series Contacts](#)

Japanese

Instruction Sheets

[Instruction Sheet \(U.S.\)](#)

English

[Power Lock Connectors \(Series II\) \(Accept Contacts 53880 and 54330\)](#)

English