

521367-2 ✓ ACTIVE

Ultra-Pod | Ultra-Pod 250

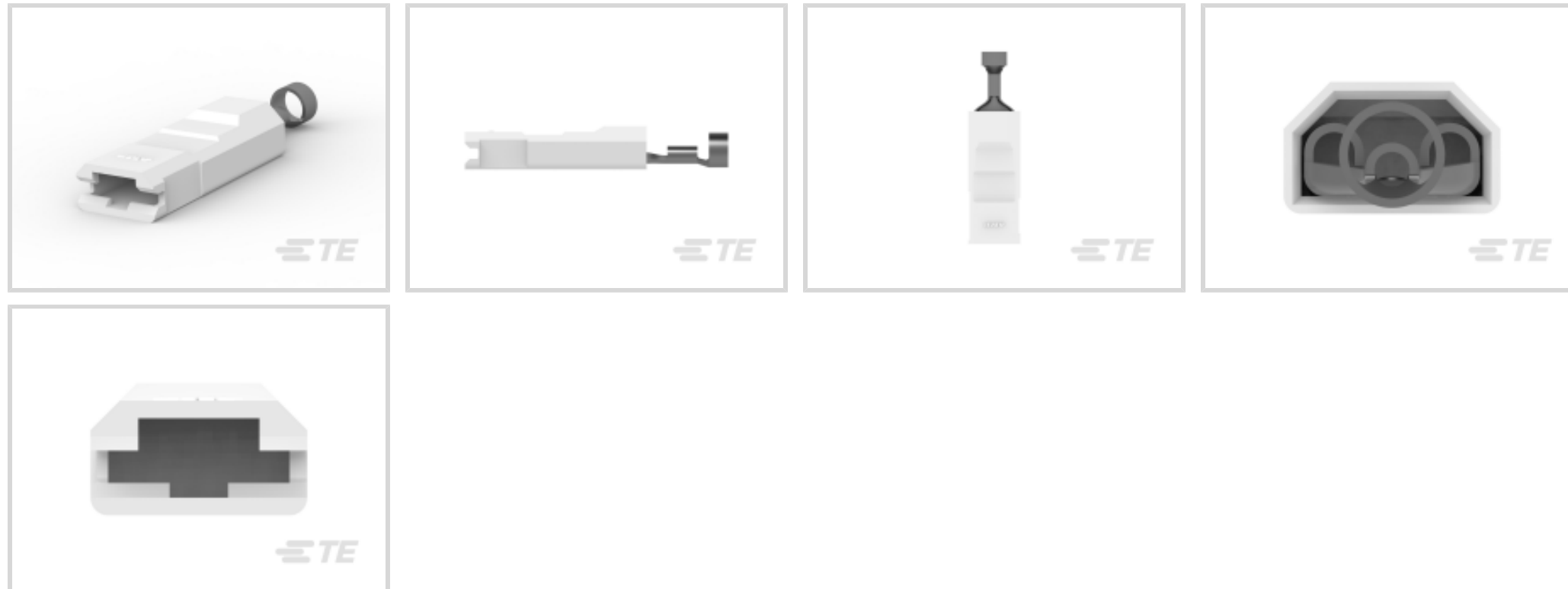
TE Internal #: 521367-2

Quick Disconnect Receptacle, 18 – 14 AWG, .82 – 2.08 mm² Wire, 6.35 mm [.25 in] Tab Width, Straight, Brass, Tin Plating, Strip/Reel, Ultra-Pod 250

[View on TE.com >](#)



Terminals & Splices > Quick Disconnects > ULTRA POD: Straight, Receptacle Assembly, Tin Plated, 0.25 inch



Quick Disconnect Terminal Type: **Receptacle**

Wire Size: **.82 – 2.08 mm²**

Mating Tab Width: **6.35 mm [.25 in]**

Mating Tab Thickness: **.81 mm [.032 in]**

[All ULTRA POD: Straight, Receptacle Assembly, Tin Plated, 0.25 inch \(13\)](#)

Features

Product Type Features

Insertion Force	Low
-----------------	-----

Configuration Features

Compatible With Wire & Cable Type	Discrete Wire
-----------------------------------	---------------

Connection Capacity	Single
---------------------	--------

Electrical Characteristics

Voltage Rating	600 V
----------------	-------

Body Features

Insulation Material	Nylon
---------------------	-------

Contact Features

Quick Disconnect Terminal Type	Receptacle
--------------------------------	------------

Mating Tab Width	6.35 mm [.25 in]
------------------	------------------

Mating Tab Thickness	.81 mm [.032 in]
----------------------	------------------

Terminal Orientation	Straight
----------------------	----------



Contact Base Material	Brass
Terminal Plating Material	Tin
Crimp Type	F-Crimp
Barrel Type	Open

Termination Features

Product Terminates To	Wire & Cable
-----------------------	--------------

Mechanical Attachment

Wire Insulation Support	With
-------------------------	------

Dimensions

Product Length	34.7 mm[1.366 in]
Compatible Insulation Diameter Range	2.79 – 4.32 mm[.11 – .17 in]
Terminal Material Thickness	.41 mm[.016 in]
Wire Size	.82 – 2.08 mm ²

Usage Conditions

Insulation Option	Fully Insulated
Operating Temperature Range	-40 – 105 °C[-40 – 221 °F]

Industry Standards

Compatible With Agency/Standards Products	CSA, UL
UL Flammability Rating	UL 94V-0
Compatible With Approved Standards Products	UL E66717

Packaging Features

Packaging Quantity	2000
Packaging Method	Strip/Reel

Other

Barrel Color	Natural
--------------	---------

Product Compliance

[For compliance documentation, visit the product page on TE.com>](#)

EU RoHS Directive 2011/65/EU	Compliant
EU ELV Directive 2000/53/EC	Compliant
China RoHS 2 Directive MIIT Order No 32, 2016	No Restricted Materials Above Threshold
EU REACH Regulation (EC) No. 1907/2006	



Current ECHA Candidate List: JAN 2025
(247)
Candidate List Declared Against: JAN 2025
(247)
Does not contain REACH SVHC

Halogen Content
Low Halogen - Br, Cl, F, I < 900 ppm per homogenous material. Also BFR/CFR/PVC Free

Solder Process Capability
Not applicable for solder process capability

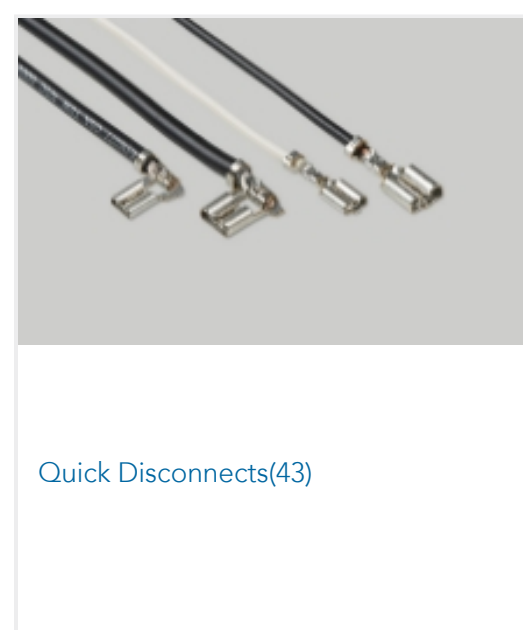
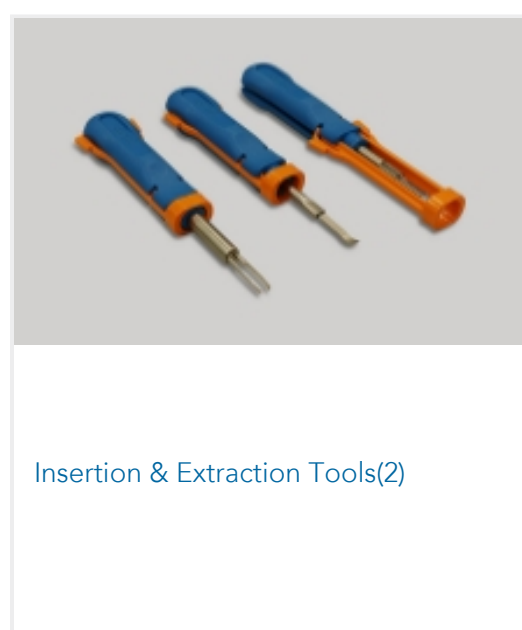
Product Compliance Disclaimer

This information is provided based on reasonable inquiry of our suppliers and represents our current actual knowledge based on the information they provided. This information is subject to change. The part numbers that TE has identified as EU RoHS compliant have a maximum concentration of 0.1% by weight in homogenous materials for lead, hexavalent chromium, mercury, PBB, PBDE, DBP, BBP, DEHP, DIBP, and 0.01% for cadmium, or qualify for an exemption to these limits as defined in the Annexes of Directive 2011/65/EU (RoHS2). Finished electrical and electronic equipment products will be CE marked as required by Directive 2011/65/EU. Components may not be CE marked. Additionally, the part numbers that TE has identified as EU ELV compliant have a maximum concentration of 0.1% by weight in homogenous materials for lead, hexavalent chromium, and mercury, and 0.01% for cadmium, or qualify for an exemption to these limits as defined in the Annexes of Directive 2000/53/EC (ELV). Regarding the REACH Regulation, the information TE provides on SVHC in articles for this part number is based on the latest European Chemicals Agency (ECHA) 'Guidance on requirements for substances in articles' posted at this URL: <https://echa.europa.eu/guidance-documents/guidance-on-reach>

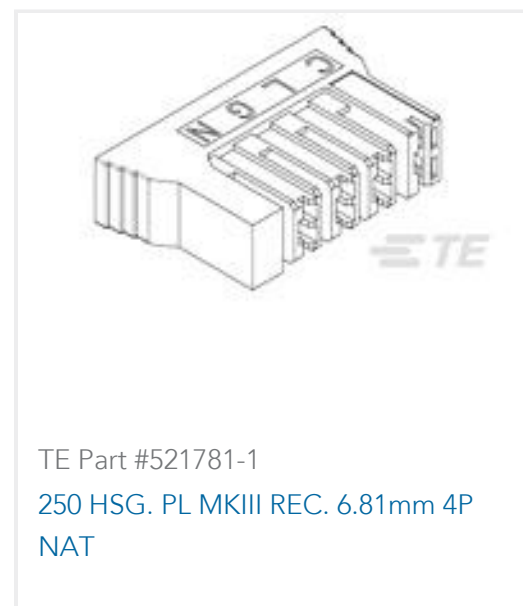
Compatible Parts



Also in the Series | Ultra-Pod 250



Customers Also Bought



Documents

Product Drawings

[ULTRA-POD 250 ASSY REC 18-14 AWG TPBR](#)

English

CAD Files

[3D PDF](#)

3D

Customer View Model

[ENG_CVM_CVM_521367-2_A.2d_dxf.zip](#)

English

Customer View Model

[ENG_CVM_CVM_521367-2_A.3d_igs.zip](#)

English

Customer View Model

[ENG_CVM_CVM_521367-2_A.3d_stp.zip](#)

English

By downloading the CAD file I accept and agree to the [Terms and Conditions](#) of use.

Datasheets & Catalog Pages



Ultra-Fast and Ultra Fast Plus

English

Product Specifications

Application Specification

English

Agency Approvals

UL Report

English

UL Report

English