

5175472-3 ✓ ACTIVE

CHAMP | CHAMP .050 Series I

TE Internal #: 5175472-3

PCB Mount Header, Right Angle, Board-to-Board, 30 Position, 1.27 mm [.05 in] Centerline, Fully Shrouded, Gold (Au), CHAMP .050 Series I

[View on TE.com >](#)



Connectors > PCB Connectors > PCB Headers & Receptacles



PCB Connector Type: **PCB Mount Header**

PCB Mount Orientation: **Right Angle**

Connector System: **Board-to-Board**

Number of Positions: **30**

Centerline (Pitch): **1.27 mm [.05 in]**

Features

Product Type Features

PCB Connector Type	PCB Mount Header
Connector System	Board-to-Board
Header Type	Fully Shrouded
Sealable	No
Connector & Contact Terminates To	Printed Circuit Board
Connector Product Type	Connector Assembly

Configuration Features

Stackable	No
PCB Mount Orientation	Right Angle
Number of Positions	30

Electrical Characteristics

Operating Voltage	250 VAC
Insulation Resistance	1 MΩ

Body Features

PCB Retention Feature Material	Brass
PCB Retention Feature Plating Material	Tin over Nickel
Connector Profile	Standard
Primary Product Color	Black



Contact Features

Contact Underplating Material	Nickel
Contact Mating Area Plating Material Thickness	.2 μm [7.9 μin]
Mating Tab Width	.8 mm[.031 in]
PCB Contact Termination Area Plating Material Thickness	1 μm [39.4 μin]
Contact Shape & Form	Single Tine
Contact Layout	Inline
Contact Mating Area Length	6.6 mm[.259 in]
Contact Base Material	Phosphor Bronze
Mating Tab Thickness	.32 mm[.013 in]
PCB Contact Termination Area Plating Material	Tin
Contact Mating Area Plating Material	Gold (Au)
Contact Type	Tab
Contact Current Rating (Max)	1 A

Termination Features

Rectangular Termination Post & Tail Width	.5 mm[.02 in]
Rectangular Termination Post & Tail Thickness	.32 mm[.013 in]
Termination Post & Tail Length	3.1 mm[.122 in]
Termination Method to PCB	Through Hole - Solder

Mechanical Attachment

Mating Alignment Type	Polarization
PCB Mount Retention Type	Retention Leg
PCB Mount Retention	With
PCB Mount Alignment	Without
Connector Mounting Type	Board Mount
Mating Alignment	With

Housing Features

Housing Material	Nylon 66 GF
Centerline (Pitch)	1.27 mm[.05 in]

Dimensions

Connector Width	17.46 mm[.687 in]
PCB Thickness (Recommended)	5.08 mm[.2 in]



Connector Height	7.5 mm[.295 in]
------------------	-----------------

Usage Conditions

Operating Temperature Range	-55 – 85 °C[-67 – 185 °F]
-----------------------------	---------------------------

Operation/Application

Circuit Application	Signal
---------------------	--------

Industry Standards

Compatible With Agency/Standards Products	UL
---	----

UL Rating	Recognized
-----------	------------

UL Flammability Rating	UL 94V-0
------------------------	----------

Packaging Features

Packaging Quantity	150
--------------------	-----

Packaging Method	Tray
------------------	------

Product Compliance

[For compliance documentation, visit the product page on TE.com>](#)

EU RoHS Directive 2011/65/EU	Compliant
------------------------------	-----------

EU ELV Directive 2000/53/EC	Compliant
-----------------------------	-----------

China RoHS 2 Directive MIIT Order No 32, 2016	No Restricted Materials Above Threshold
---	---

EU REACH Regulation (EC) No. 1907/2006	Current ECHA Candidate List: JAN 2025 (247) Candidate List Declared Against: JAN 2025 (247) Does not contain REACH SVHC
--	---

Halogen Content	Not Low Halogen - contains Br or Cl > 900 ppm.
-----------------	--

Solder Process Capability	Wave solder capable to 265°C
---------------------------	------------------------------

Product Compliance Disclaimer


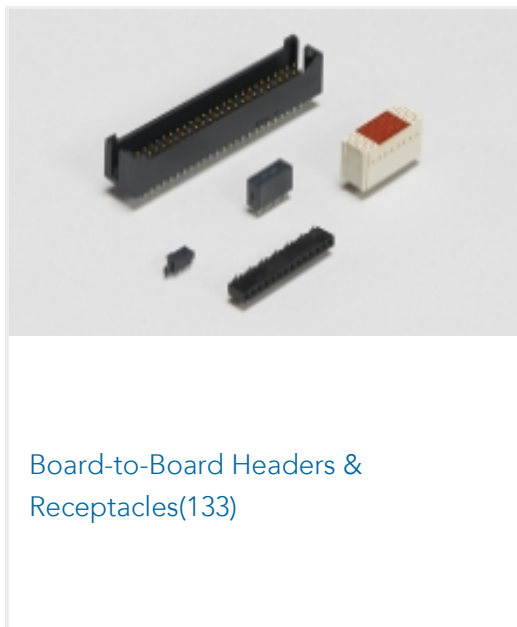
This information is provided based on reasonable inquiry of our suppliers and represents our current actual knowledge based on the information they provided. This information is subject to change. The part numbers that TE has identified as EU RoHS compliant have a maximum concentration of 0.1% by weight in homogenous materials for lead, hexavalent chromium, mercury, PBB, PBDE, DBP, BBP, DEHP, DIBP, and 0.01% for cadmium, or qualify for an exemption to these limits as defined in the Annexes of Directive 2011/65/EU (RoHS2). Finished electrical and electronic equipment products will be CE marked as required by Directive 2011/65/EU. Components may not be CE marked. Additionally, the part numbers that TE has identified as EU ELV compliant have a maximum concentration of 0.1% by weight in homogenous materials for lead, hexavalent chromium, and mercury, and 0.01% for cadmium, or qualify for an exemption to these limits as defined in the Annexes of Directive 2000/53/EC (ELV). Regarding the REACH Regulation, the information TE provides on SVHC in articles for this part number is based on the latest European Chemicals Agency (ECHA) 'Guidance on requirements for substances in articles' posted at this URL: <https://echa.europa.eu/guidance-documents/guidance-on-reach>




Compatible Parts



Also in the Series | CHAMP .050 Series I



Customers Also Bought





Documents

CAD Files

3D PDF

English

Customer View Model

[ENG_CVM_5175472-3_O.2d_dxf.zip](#)

English

Customer View Model

[ENG_CVM_5175472-3_O.3d_igs.zip](#)

English

Customer View Model

[ENG_CVM_5175472-3_O.3d_stp.zip](#)

English

By downloading the CAD file I accept and agree to the [Terms and Conditions](#) of use.

Product Specifications

Product Specification

English