




Connectors > Contacts > Connector Contacts



Contact Type: **Pin**

Contact Mating Area Plating Material: **Tin (Sn)**

Wire Contact Termination Area Plating Material: **Tin**

Operating Voltage: **300 VAC**

Contact Retention Within Housing: **With**

Features

Product Type Features

Discrete Wire Type	Solid or Stranded
Applied Pressure	Standard

Configuration Features

Compatible With Wire & Cable Type	Discrete Wire
-----------------------------------	---------------

Electrical Characteristics

Termination Resistance	12 mΩ
Insulation Resistance	5000 MΩ
Dielectric Withstanding Voltage (Max)	750 V
Operating Voltage	300 VAC

Contact Features

Contact Underplating Material	Nickel
Contact Orientation	Straight
Contact Underplating Material Thickness	.76 μm[30 μin]
Contact Mating Area Plating Material Thickness	2.54 – 5.08 μm[100 – 200 μin]



Wire Contact Termination Area Plating Material Finish	Matte
Mating Square Post Dimension	.64 mm[.025 in]
Contact Length	20.47 mm[.806 in]
Wire Contact Termination Area Plating Thickness	2.54 – 5.08 µm[100 – 200 µin]
Barrel Type	Open
Contact Type	Pin
Contact Mating Area Plating Material	Tin (Sn)
Wire Contact Termination Area Plating Material	Tin
Contact Retention Within Housing	With
Contact Base Material	Phosphor Bronze
Contact Current Rating (Max)	3 A

Termination Features

Termination Method to Wire & Cable	Crimp
Product Terminates To	Wire & Cable

Mechanical Attachment

Wire Insulation Support	With
Contact Retention Type Within Housing	Locking Lance

Dimensions

Compatible Insulation Diameter Range	.91 – 1.37 mm[.035 – .054 in]
Wire Size	254 – 642 CMA

Usage Conditions

Operating Temperature Range	-65 – 105 °C[-85 – 221 °F]
-----------------------------	----------------------------

Operation/Application

Circuit Application	Signal
---------------------	--------

Industry Standards

Compatible With Approved Standards Products	CSA LR7189, UL E28476
---	-----------------------

Packaging Features

Packaging Quantity	12500
Packaging Method	Reel & Box

Product Compliance

For compliance documentation, visit the product page on [TE.com](https://www.te.com)>




EU RoHS Directive 2011/65/EU	Compliant
EU ELV Directive 2000/53/EC	Compliant
China RoHS 2 Directive MIIT Order No 32, 2016	No Restricted Materials Above Threshold
EU REACH Regulation (EC) No. 1907/2006	Current ECHA Candidate List: JAN 2025 (247) Candidate List Declared Against: JAN 2025 (247) Does not contain REACH SVHC
Halogen Content	Low Halogen - Br, Cl, F, I < 900 ppm per homogenous material. Also BFR/CFR/PVC Free
Solder Process Capability	Not applicable for solder process capability

Product Compliance Disclaimer

This information is provided based on reasonable inquiry of our suppliers and represents our current actual knowledge based on the information they provided. This information is subject to change. The part numbers that TE has identified as EU RoHS compliant have a maximum concentration of 0.1% by weight in homogenous materials for lead, hexavalent chromium, mercury, PBB, PBDE, DBP, BBP, DEHP, DIBP, and 0.01% for cadmium, or qualify for an exemption to these limits as defined in the Annexes of Directive 2011/65/EU (RoHS2). Finished electrical and electronic equipment products will be CE marked as required by Directive 2011/65/EU. Components may not be CE marked. Additionally, the part numbers that TE has identified as EU ELV compliant have a maximum concentration of 0.1% by weight in homogenous materials for lead, hexavalent chromium, and mercury, and 0.01% for cadmium, or qualify for an exemption to these limits as defined in the Annexes of Directive 2000/53/EC (ELV). Regarding the REACH Regulation, the information TE provides on SVHC in articles for this part number is based on the latest European Chemicals Agency (ECHA) 'Guidance on requirements for substances in articles' posted at this URL: <https://echa.europa.eu/guidance-documents/guidance-on-reach>

Compatible Parts

 TE Part # 2-104503-2 23 MTE PIN HSG SR RIB .100CL	 TE Part # 2-103653-0 21 MTE SHRD PIN HSG SR LATCH	 TE Part # 1-103653-8 19 MTE SHRD PIN HSG SR LATCH	 TE Part # 103653-5 06 MTE SHRD PIN HSG SR LATCH
 TE Part # 1-103653-0 11 MTE SHRD PIN HSG SR LATCH	 TE Part # 1-103653-5 16 MTE SHRD PIN HSG SR LATCH	 TE Part # 1-104503-2 13 MTE PIN HSG SR RIB .100CL	 TE Part # 1-103653-7 18 MTE SHRD PIN HSG SR LATCH



TE Part # 1-103653-1
12 MTE SHRD PIN HSG SR LATCH



TE Part # 104503-5
06 MTE PIN HSG SR RIB .100CL



TE Part # 103653-9
10 MTE SHRD PIN HSG SR LATCH




TE Part # 103653-6
07 MTE SHRD PIN HSG SR LATCH



TE Part # 104503-3
04 MTE PIN HSG SR RIB .100CL



TE Part # 104503-7
08 MTE PIN HSG SR RIB .100CL



TE Part # 103653-8
09 MTE SHRD PIN HSG SR LATCH



TE Part # 2-104503-1
22 NTE PIN HSG SR RIB .100CL



TE Part # 2-104503-4
25 MTE PIN HSG SR RIB .100CL



TE Part # 1-104503-4
15 MTE PIN HSG SR RIB .100CL




TE Part # 2-103653-3
24 MTE SHRD PIN HSG SR LATCH



TE Part # 2-104503-3
24 MTE PIN HSG SR RIB .100CL

Also in the Series | AMPMODU MTE




Board-to-Board Headers & Receptacles(24)



Connector Caps & Covers(18)




Connector Contacts(27)




Connector Hardware(1)




Insertion & Extraction Tools(1)



PCB Headers & Receptacles(444)



Wire-to-Board Connector Assemblies & Housings(298)



Wire-to-Board Headers & Receptacles (420)

Customers Also Bought



TE Part #926299-3
5P UN-MNL STECKGEH



TE Part #103653-1
02 MTE SHRD PIN HSG SR LATCH



TE Part #1622279-1
LR0204 1% 7K5



TE Part #1-2176163-3
UPF50 0.1% 5PPM 350R



TE Part #104503-9
10 MTE PIN HSG SR RIB .100CL



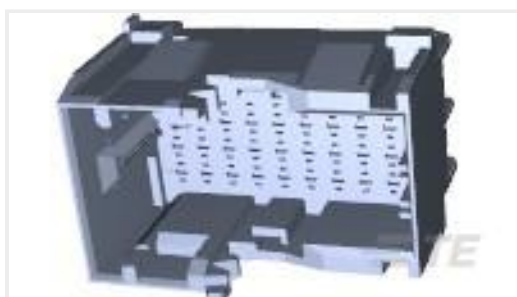
TE Part #1241150-8
8P MOD II BREAK AWAY HDR , SMD,
BLISTER



TE Part #103653-5
06 MTE SHRD PIN HSG SR LATCH



TE Part #1-103653-1
12 MTE SHRD PIN HSG SR LATCH



TE Part #1-1718492-2
1.5MM TAB HSG 36 POS ASSY



TE Part #3-967402-1
2.5MM PIN HOUSING, 2-4POS.,ASS

Documents

Product Drawings

MTE PIN 22-26 AWG PLTD

English

CAD Files

Customer View Model

[ENG_CVM_CVM_5-104505-2_V.2d_dxf.zip](#)

English

3D PDF

3D

Customer View Model

[ENG_CVM_CVM_5-104505-2_V.3d_igs.zip](#)

English

Customer View Model

[ENG_CVM_CVM_5-104505-2_V.3d_stp.zip](#)

English

By downloading the CAD file I accept and agree to the [Terms and Conditions](#) of use.

Datasheets & Catalog Pages



AMPMODU_INTERCONNECTION_SYSTEM_SECTION5_CONT

English

AMPMODU MTE INTERCONNECT SYSTEM

English

Product Specifications

Application Specification

English