

5-103960-2 ✓ ACTIVE

AMPMODU | AMPMODU MTE


TE Internal #: 5-103960-2

Connector Assembly, Receptacle, Wire-to-Board, 3 Position, 2.54 mm [.1 in] Centerline, Crimp / Insulation Displacement (IDC), 1 Row, AMPMODU MTE

[View on TE.com >](#)



Connectors > PCB Connectors > Wire-to-Board Connectors > Wire-to-Board Connector Assemblies & Housings



Connector Product Type: **Connector Assembly**

Connector & Housing Type: **Receptacle**

Connector System: **Wire-to-Board**

Number of Positions: **3**

Centerline (Pitch): **2.54 mm [.1 in]**

Features

Product Type Features

Applied Pressure	Standard
Connector Product Type	Connector Assembly
Connector & Housing Type	Receptacle
Connector System	Wire-to-Board
Sealable	No
Connector & Contact Terminates To	Wire & Cable

Configuration Features

Number of Positions	3
Number of Rows	1

Electrical Characteristics

Termination Resistance	15 mΩ
Insulation Resistance	5000 MΩ
Operating Voltage	267 V
Dielectric Withstanding Voltage (Max)	600 VAC

Body Features

Primary Product Color	Black
-----------------------	-------

Contact Features

Contact Retention Within Housing	With
----------------------------------	------



PCB Contact Termination Area Plating Material Finish	Matte
Contact Layout	Inline
Contact Base Material	Copper Alloy
PCB Contact Termination Area Plating Material	Tin
Contact Type	Socket
Contact Current Rating (Max)	3 A

Termination Features

Termination Method to Wire & Cable	Crimp, Insulation Displacement (IDC)
------------------------------------	--------------------------------------

Mechanical Attachment

Strain Relief	Without
Panel Mount Feature	Without
Mating Retention Type	Latch
PCB Mount Retention	Without
Contact Retention Type Within Housing	Locking Lance
Mating Retention	With
Connector Mounting Type	Cable Mount (Free-Hanging)

Housing Features

Housing Material	Thermoplastic
Centerline (Pitch)	2.54 mm [.1 in]

Dimensions

Compatible Insulation Diameter Range	1.37 mm [.054 in]
Connector Height	6.73 mm [.265 in]
Wire Size	30 – 26 AWG
Connector Length	60.96 mm [2.4 in]

Usage Conditions

Operating Temperature Range	-65 – 105 °C [-85 – 221 °F]
-----------------------------	-----------------------------

Operation/Application

Circuit Application	Signal
---------------------	--------

Industry Standards

UL Flammability Rating	UL 94V-0
Compatible With Approved Standards Products	CSA LR7189, UL E28476
Glow Wire Rating	Standard Part - Not Glow Wire



Packaging Features

Packaging Quantity	72
Packaging Method	Tube

Product Compliance

[For compliance documentation, visit the product page on TE.com>](#)

EU RoHS Directive 2011/65/EU	Compliant
EU ELV Directive 2000/53/EC	Compliant
China RoHS 2 Directive MIIT Order No 32, 2016	No Restricted Materials Above Threshold
EU REACH Regulation (EC) No. 1907/2006	Current ECHA Candidate List: JAN 2025 (247) Candidate List Declared Against: JAN 2025 (247) Does not contain REACH SVHC
Halogen Content	Not Low Halogen - contains Br or Cl > 900 ppm.
Solder Process Capability	Not applicable for solder process capability

Product Compliance Disclaimer

This information is provided based on reasonable inquiry of our suppliers and represents our current actual knowledge based on the information they provided. This information is subject to change. The part numbers that TE has identified as EU RoHS compliant have a maximum concentration of 0.1% by weight in homogenous materials for lead, hexavalent chromium, mercury, PBB, PBDE, DBP, BBP, DEHP, DIBP, and 0.01% for cadmium, or qualify for an exemption to these limits as defined in the Annexes of Directive 2011/65/EU (RoHS2). Finished electrical and electronic equipment products will be CE marked as required by Directive 2011/65/EU. Components may not be CE marked. Additionally, the part numbers that TE has identified as EU ELV compliant have a maximum concentration of 0.1% by weight in homogenous materials for lead, hexavalent chromium, and mercury, and 0.01% for cadmium, or qualify for an exemption to these limits as defined in the Annexes of Directive 2000/53/EC (ELV). Regarding the REACH Regulation, the information TE provides on SVHC in articles for this part number is based on the latest European Chemicals Agency (ECHA) 'Guidance on requirements for substances in articles' posted at this URL: <https://echa.europa.eu/guidance-documents/guidance-on-reach>

Compatible Parts





TE Part # 58336-1
HEAD (IDC) MODU MTE WITHOUT
TOOL FRAME



TE Part # 5-104362-2
03 MTE HDR SRST LATCH W/HLDWN



TE Part # 5-1375582-2
03 MTE VERTICAL SMT HDR 15 AU



TE Part # 104503-2
03 MTE PIN HSG SR RIB .100CL



TE Part # 58074-1
MTA 50/100/156 MANUAL TOOL
FRAME



TE Part # 5-104361-2
03 MTE HDR SRRA LATCH W/HLDWN

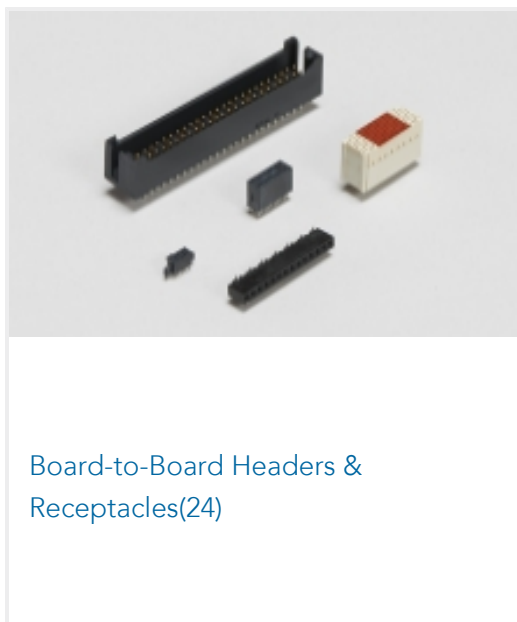


TE Part # 5-104809-2
03 MTE HDR SRST LATCH W/HLDWN




TE Part # 843477-1
TOOL, EXTRACTION RESET


Also in the Series | **AMPMODU MTE**



Board-to-Board Headers &
Receptacles(24)



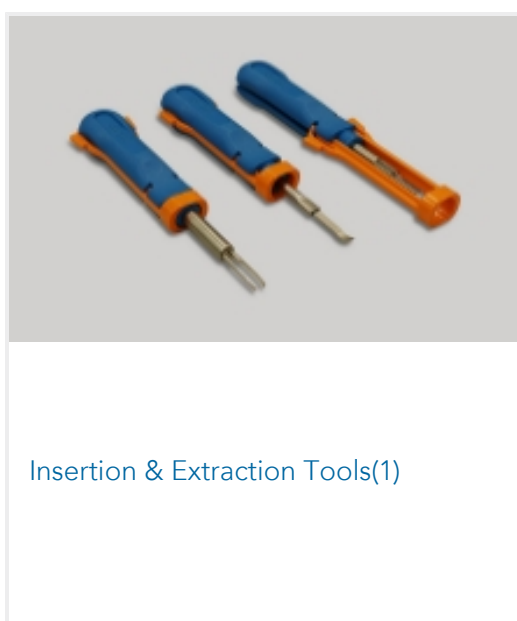
Connector Caps & Covers(18)



Connector Contacts(27)



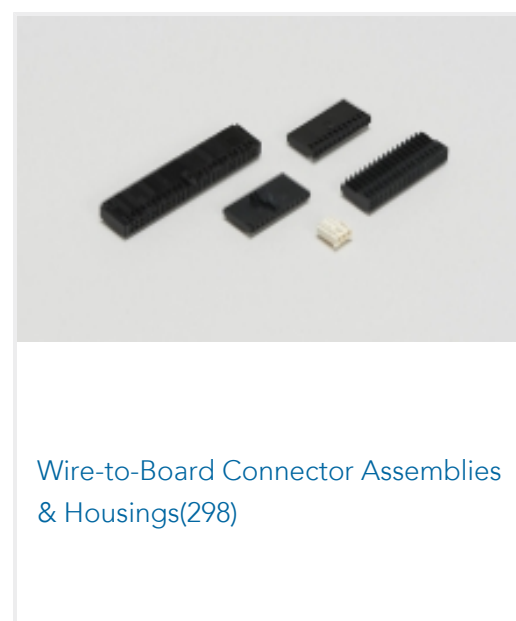
Connector Hardware(1)



Insertion & Extraction Tools(1)



PCB Headers & Receptacles(444)



Wire-to-Board Connector Assemblies
& Housings(298)



Wire-to-Board Headers & Receptacles
(420)

Customers Also Bought



TE Part #1-215570-2
MICRO-MATCH PBC.12P



TE Part #4-640620-6
16P MTA100 CONN ASSY F/T RED



TE Part #5747877-3
FEMALE SCREWLOCK ZINC CLEAR



TE Part #5-103959-4
4X5 MTE RCPT SR LATCH .100CL



TE Part #154720-E
SMCB 68 F AB VV 7-03 CL * H007 137
E002




TE Part #5-103958-6
2X7 MTE RCPT SR LATCH .100CL



TE Part #5-103960-1
10X2 MTE RCPT SR LATCH .100CL



TE Part #5-103945-2
5X3 MTE SHRD PIN SR LATCH .100



TE Part #745547-1
HDE 20 KIT, CABLE CLAMP



TE Part #2-745496-0
PLUG ASSY, 25P, HDE, MS

Documents

Product Drawings

[8X3 MTE RCPT SR LATCH .100CL](#)

English

CAD Files

[3D PDF](#)

English

Customer View Model

[ENG_CVM_5-103960-2_M.3d_igs.zip](#)

English

Customer View Model

[ENG_CVM_5-103960-2_M.3d_stp.zip](#)

English

Customer View Model

[ENG_CVM_5-103960-2_M.2d_dxf.zip](#)

English

By downloading the CAD file I accept and agree to the [Terms and Conditions](#) of use.

Datasheets & Catalog Pages

[AMP MODU MTE Section of Catalog 1307819](#)

English

[AMPMODU_INTERCONNECTION_SYSTEM_SECTION5_CONT](#)

English

[AMPMODU MTE INTERCONNECT SYSTEM](#)

English

Product Specifications



Application Specification

English