




Connectors > D-Shaped Connectors



Number of Positions: **36**

Connector & Housing Type: **Receptacle**

Connector System: **Cable-to-Board**

Connector Mounting Type: **Panel Mount & Board Mount**

Centerline (Pitch): **1.27 mm [.05 in]**

Features

Product Type Features

Shell Material Configuration	Full Metal Shell
Connector & Housing Type	Receptacle
Connector System	Cable-to-Board
Connector & Contact Terminates To	Printed Circuit Board

Configuration Features

Number of Positions	36
---------------------	----

Body Features

Primary Product Color	Black
-----------------------	-------

Contact Features

Contact Underplating Material	Nickel
Contact Mating Area Plating Material	Gold (Au)
Contact Base Material	Copper Alloy
PCB Contact Termination Area Plating Material	Tin
Contact Type	Pin



Contact Mating Area Plating Material Thickness	.3 μm [11.8 μin]
--	---

Contact Current Rating (Max)	1 A
------------------------------	-----

Contact Options	Installed
-----------------	-----------

Mechanical Attachment

PCB Mount Retention Type	Retention Leg
--------------------------	---------------

PCB Mount Retention	With
---------------------	------

Connector Mounting Type	Panel Mount & Board Mount
-------------------------	---------------------------

Housing Features

Housing Material	Thermoplastic
------------------	---------------

Shell Material	Steel
----------------	-------

Centerline (Pitch)	1.27 mm[.05 in]
--------------------	-----------------

Usage Conditions

Operating Temperature Range	-55 – 105 $^{\circ}\text{C}$ [-67 – 221 $^{\circ}\text{F}$]
-----------------------------	--

Industry Standards

UL Flammability Rating	UL 94V-0
------------------------	----------

Packaging Features

Packaging Method	Tray
------------------	------

Product Compliance

[For compliance documentation, visit the product page on TE.com>](#)

EU RoHS Directive 2011/65/EU	Not Compliant
------------------------------	---------------

EU ELV Directive 2000/53/EC	Not Yet Reviewed
-----------------------------	------------------

China RoHS 2 Directive MIIT Order No 32, 2016	Restricted Materials Above Threshold
---	--------------------------------------

EU REACH Regulation (EC) No. 1907/2006	Current ECHA Candidate List: JAN 2025 (247) Candidate List Declared Against: JAN 2025 (247) Does not contain REACH SVHC
--	---

Halogen Content	Not Low Halogen - contains Br or Cl > 900 ppm.
-----------------	--

Solder Process Capability	Not reviewed for solder process capability
---------------------------	--

Product Compliance Disclaimer

This information is provided based on reasonable inquiry of our suppliers and represents our current actual knowledge based on the information they provided. This information is subject to change. The part numbers that TE has identified as





EU RoHS compliant have a maximum concentration of 0.1% by weight in homogenous materials for lead, hexavalent chromium, mercury, PBB, PBDE, DBP, BBP, DEHP, DIBP, and 0.01% for cadmium, or qualify for an exemption to these limits as defined in the Annexes of Directive 2011/65/EU (RoHS2). Finished electrical and electronic equipment products will be CE marked as required by Directive 2011/65/EU. Components may not be CE marked. Additionally, the part numbers that TE has identified as EU ELV compliant have a maximum concentration of 0.1% by weight in homogenous materials for lead, hexavalent chromium, and mercury, and 0.01% for cadmium, or qualify for an exemption to these limits as defined in the Annexes of Directive 2000/53/EC (ELV). Regarding the REACH Regulation, the information TE provides on SVHC in articles for this part number is based on the latest European Chemicals Agency (ECHA) 'Guidance on requirements for substances in articles' posted at this URL: <https://echa.europa.eu/guidance-documents/guidance-on-reach>


Compatible Parts



Also in the Series | SCSI Connectors



Customers Also Bought





Documents

Product Drawings

[SCSI .050 REC ASS'Y 36P PB-FRE](#)

English

CAD Files

[3D PDF](#)

3D

Customer View Model

[ENG_CVM_CVM_4-2271101-1_A.2d_dxf.zip](#)

English

Customer View Model

[ENG_CVM_CVM_4-2271101-1_A.3d_igs.zip](#)

English

Customer View Model

[ENG_CVM_CVM_4-2271101-1_A.3d_stp.zip](#)

English

By downloading the CAD file I accept and agree to the [Terms and Conditions](#) of use.

Product Specifications

[Application Specification](#)

English