

330648 ✓ ACTIVE



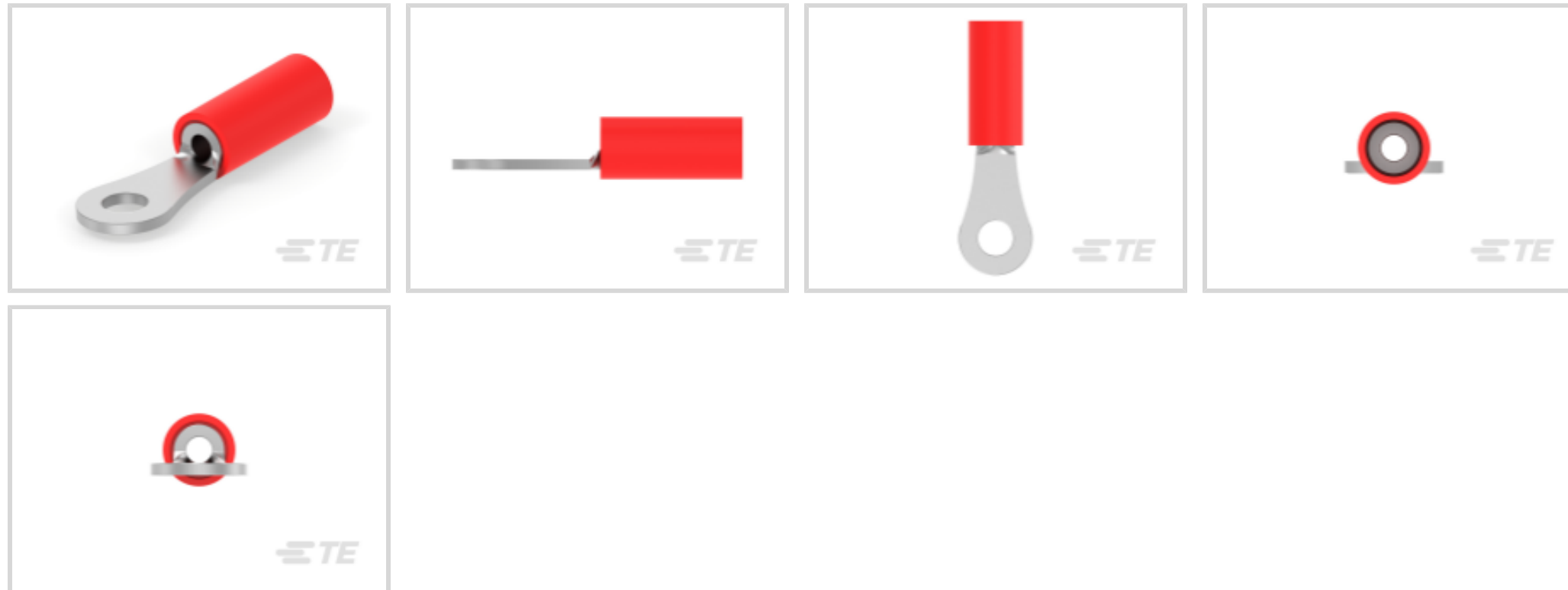
PIDG

TE Internal #: 330648

Closed Ring Tongue Terminal, 22 – 16 AWG, #4 / M2.5 Stud, 3.02 mm [.119 in] Stud Diameter, Closed Barrel, Straight, Tin Plating, PIDG

[View on TE.com >](#)

Terminals & Splices > Ring Terminals > PIDG Ring Tongue Terminals



Ring Terminal Product Type: Closed Ring Tongue Terminal

Wire Size: 509 – 3260 CMA

Stud Size: #4, M2.5

[All PIDG Ring Tongue Terminals \(410\)](#)

Features

Product Type Features

Terminal Features	Sheared
Ring Terminal Product Type	Closed Ring Tongue Terminal
Stud Size	#4, M2.5
Sealable	No
Wire Insulation Support Retention Type	Insulation Support

Configuration Features

Number of Holes	1
-----------------	---

Electrical Characteristics

Voltage Rating	300 V
----------------	-------

Body Features

Product Weight	.842 g
----------------	--------

Contact Features

Barrel Type	Closed
-------------	--------



Terminal Orientation	Straight
----------------------	----------

Terminal Plating Material	Tin
---------------------------	-----

Mechanical Attachment

Wire Insulation Support	With
-------------------------	------

Dimensions

Wire Size	509 – 3260 CMA
-----------	----------------

Stud Diameter	3.02 mm [.119 in]
---------------	-------------------

Tongue Thickness	.79 mm [.031 in]
------------------	------------------

Product Length	21.44 mm [.844 in]
----------------	--------------------

Compatible Insulation Diameter (Max)	3.56 mm [.14 in]
--------------------------------------	------------------

Compatible Insulation Diameter Range	2.67 – 3.56 mm [.105 – .14 in]
--------------------------------------	--------------------------------

Usage Conditions

Insulation Option	Partially Insulated
-------------------	---------------------

Operation/Application

Compatible With Wire Base Material	Copper
------------------------------------	--------

Compatible With Wire Plating Material	Tin
---------------------------------------	-----

Industry Standards

Government Qualified Terminal	No
-------------------------------	----

Packaging Features

Packaging Quantity	1000
--------------------	------

Packaging Method	Loose Piece
------------------	-------------

Product Compliance

[For compliance documentation, visit the product page on TE.com>](#)

EU RoHS Directive 2011/65/EU	Compliant
------------------------------	-----------

EU ELV Directive 2000/53/EC	Compliant
-----------------------------	-----------

China RoHS 2 Directive MIIT Order No 32, 2016	No Restricted Materials Above Threshold
---	---

EU REACH Regulation (EC) No. 1907/2006	Current ECHA Candidate List: JAN 2025 (247) Candidate List Declared Against: JAN 2025 (247) Does not contain REACH SVHC
--	---

Halogen Content	Low Halogen - Br, Cl, F, I < 900 ppm per homogenous material. Also BFR/CFR/PVC
-----------------	--

Free

Solder Process Capability

Not applicable for solder process capability

Product Compliance Disclaimer

This information is provided based on reasonable inquiry of our suppliers and represents our current actual knowledge based on the information they provided. This information is subject to change. The part numbers that TE has identified as EU RoHS compliant have a maximum concentration of 0.1% by weight in homogenous materials for lead, hexavalent chromium, mercury, PBB, PBDE, DBP, BBP, DEHP, DIBP, and 0.01% for cadmium, or qualify for an exemption to these limits as defined in the Annexes of Directive 2011/65/EU (RoHS2). Finished electrical and electronic equipment products will be CE marked as required by Directive 2011/65/EU. Components may not be CE marked. Additionally, the part numbers that TE has identified as EU ELV compliant have a maximum concentration of 0.1% by weight in homogenous materials for lead, hexavalent chromium, and mercury, and 0.01% for cadmium, or qualify for an exemption to these limits as defined in the Annexes of Directive 2000/53/EC (ELV). Regarding the REACH Regulation, the information TE provides on SVHC in articles for this part number is based on the latest European Chemicals Agency (ECHA) 'Guidance on requirements for substances in articles' posted at this URL: <https://echa.europa.eu/guidance-documents/guidance-on-reach>

Compatible Parts



TE Part # 169400
CERTI-LOK FRAME W/O DIES



TE Part # 59250
T-HEAD PIDG 26-14 ASSY



TE Part # 525690
DAHT PG PIDG 20-18 ASSY



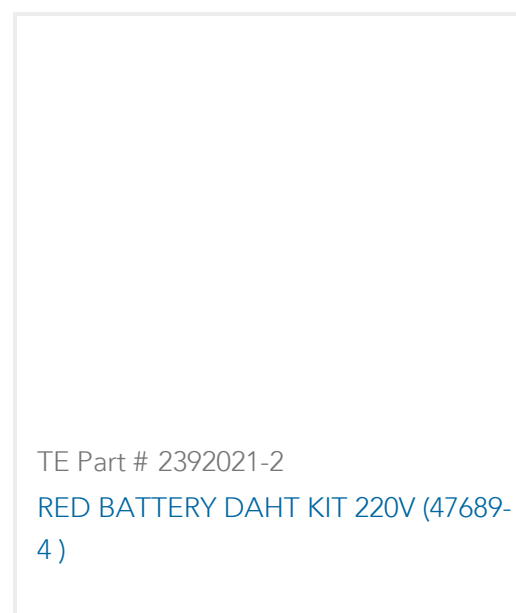
TE Part # 59300
T-HEAD PIDG PG 26-16 ASSY



TE Part # 59824-1
TETRA-CRIMP PIDG PG FASTON 22-10 ASSY



TE Part # 47806-2
DIES PIDG 22-16 DIE SET



TE Part # 2392021-2
RED BATTERY DAHT KIT 220V (47689-4)



TE Part # 47386-4
DAHT PG PIDG 26-16 ASSY



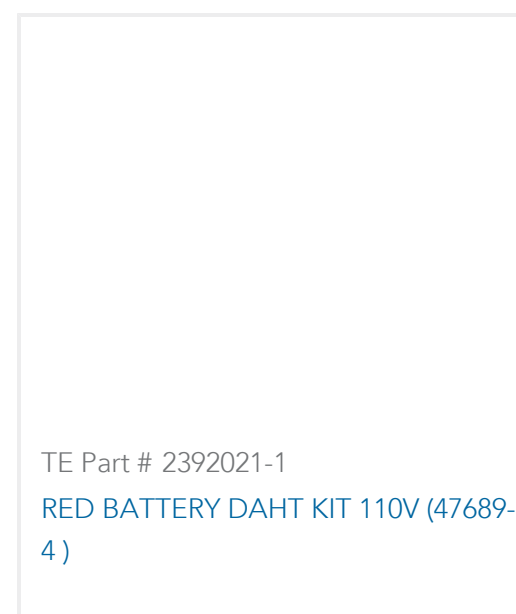
TE Part # 58423-1
DIE, RBY IS9252



TE Part # 47386
DAHT PG PIDG 26-16 ASSY



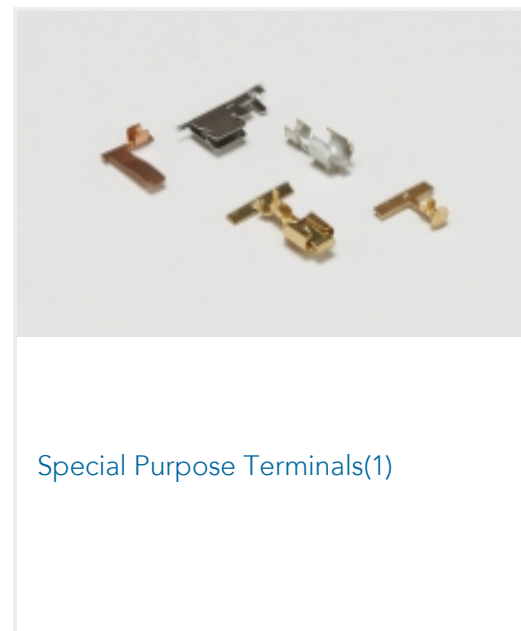
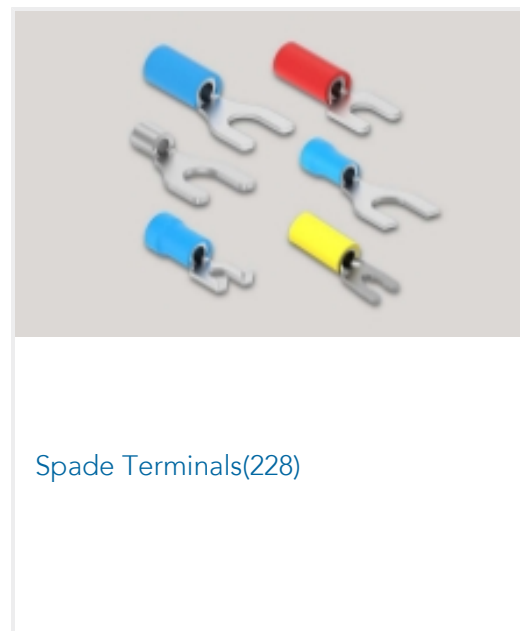
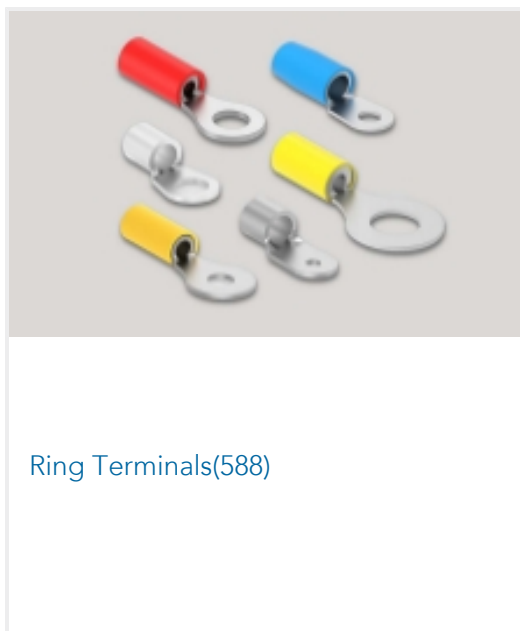

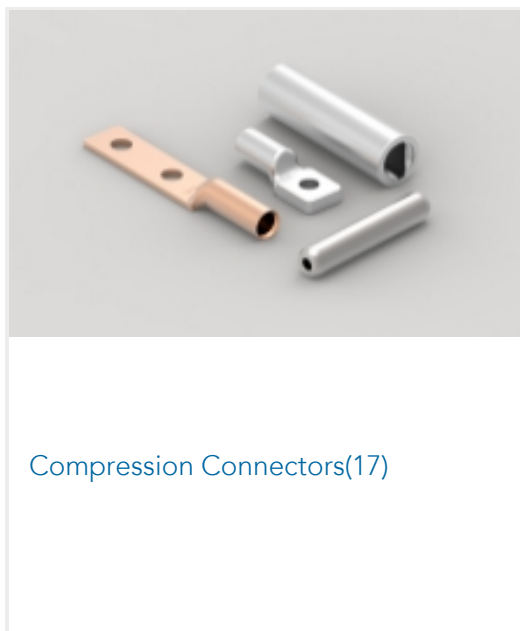
TE Part # 58433-3
PRO CR ASSY, RBY IS9252



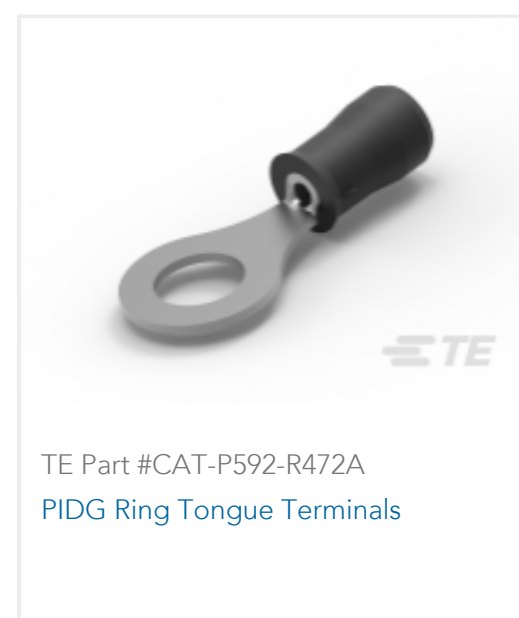
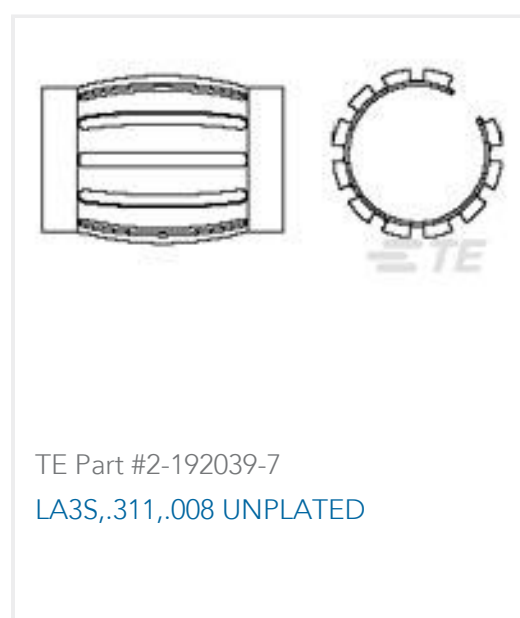
TE Part # 2392021-1
RED BATTERY DAHT KIT 110V (47689-4)



Also in the Series | PIDG



Customers Also Bought





TE Part #1099510001
TMS-SCE-1K-3/16-2.0-9

Documents

Product Drawings

[PIDG R 22-16 COMM 22-18 MIL 4](#)

English

CAD Files

3D PDF

3D

Customer View Model

[ENG_CVM_CVM_330648_G.2d_dxf.zip](#)

English

Customer View Model

[ENG_CVM_CVM_330648_G.3d_igs.zip](#)

English

Customer View Model

[ENG_CVM_CVM_330648_G.3d_stp.zip](#)

English

Customer View Model

[ENG_CVM_330648_F.3d_igs.zip](#)

English

Customer View Model

[ENG_CVM_330648_F.3d_stp.zip](#)

English

Customer View Model

[ENG_CVM_330648_F.2d_dxf.zip](#)

English

3D PDF

English

By downloading the CAD file I accept and agree to the [Terms and Conditions](#) of use.

Datasheets & Catalog Pages

[PIDG TERMINALS & SPLICES Quick Reference Guide](#)

English

Instruction Sheets

[Instruction Sheet \(U.S.\)](#)

English



[Agency Approvals](#)

[UL Report](#)

English