

3-352068-0 ✓ ACTIVE

Z-PACK | Z-PACK 2mm HM

TE Internal #: 3-352068-0

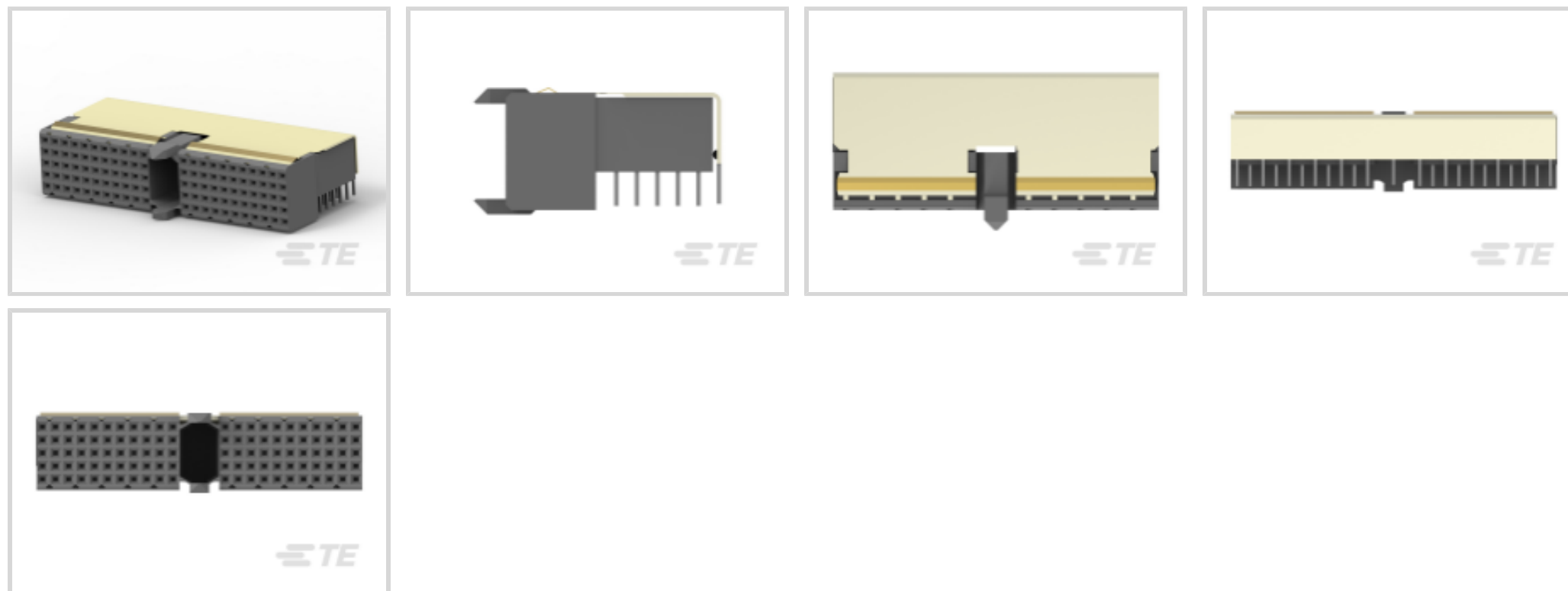
Hard Metric Backplane PCB Mount Receptacle, 1 Gb/s, 25 Column,
5 Row, Traditional Backplane, 110 Position, 2 mm [.07 in]
Centerline, Z-PACK 2mm HM

[View on TE.com >](#)



[Connectors](#) > [PCB Connectors](#) > [Backplane Connectors](#) > [Hard Metric Backplane Connectors](#) >

Hard Metric Backplane Receptacle Connector: Mezzanine, 2mm



PCB Connector Type: **PCB Mount Receptacle**

Data Rate: **1 Gb/s**

Number of Columns: **25**

Number of Rows: **5**

Backplane Architecture: **Traditional Backplane**

[All Hard Metric Backplane Receptacle Connector: Mezzanine, 2mm \(27\)](#)

Features

Product Type Features

Connector & Contact Terminates To	Printed Circuit Board
Connector System	Board-to-Board
PCB Connector Type	PCB Mount Receptacle
Sealable	No

Configuration Features

Number of Columns	25
Number of Rows	5
Backplane Architecture	Traditional Backplane
Number of Positions	110
PCB Mount Orientation	Right Angle

Signal Characteristics

Data Rate	1 Gb/s
-----------	--------



Body Features

Primary Product Color	Gray
-----------------------	------

Contact Features

CompactPCI Designation	None
Contact Type	Socket
Contact Mating Area Plating Material	Gold (Au)
Contact Mating Area Plating Material Thickness	.76 µm[30 µin]
Contact Current Rating (Max)	1.5 A

Mechanical Attachment

Connector Mounting Type	Board Mount
-------------------------	-------------

Housing Features

Centerline (Pitch)	2 mm[.07 in]
--------------------	--------------

Usage Conditions

Operating Temperature Range	-55 – 125 °C[-67 – 257 °F]
-----------------------------	----------------------------

Operation/Application

Circuit Application	Signal
---------------------	--------

Packaging Features

Packaging Method	Tube
------------------	------

Product Compliance

[For compliance documentation, visit the product page on TE.com>](#)

EU RoHS Directive 2011/65/EU	Not Compliant
EU ELV Directive 2000/53/EC	Compliant with Exemptions
China RoHS 2 Directive MIIT Order No 32, 2016	Restricted Materials Above Threshold
EU REACH Regulation (EC) No. 1907/2006	Current ECHA Candidate List: JAN 2025 (247) Candidate List Declared Against: JAN 2025 (247) SVHC > Threshold: Pb (13% in 4690948374) Article Safe Usage Statements: Do not eat, drink or smoke when using this product. Wash thoroughly after handling. Recycle if possible and dispose of the article by following all applicable governmental regulations relevant to your geographic location.
Halogen Content	Not Low Halogen - contains Br or Cl > 900 ppm.

Solder Process Capability

Not applicable for solder process capability

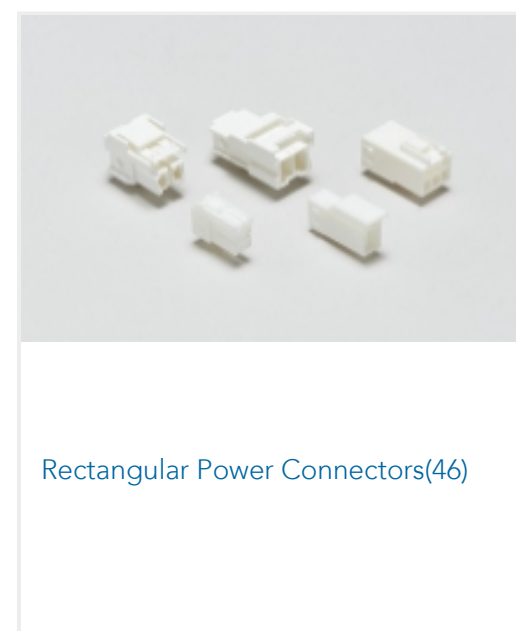
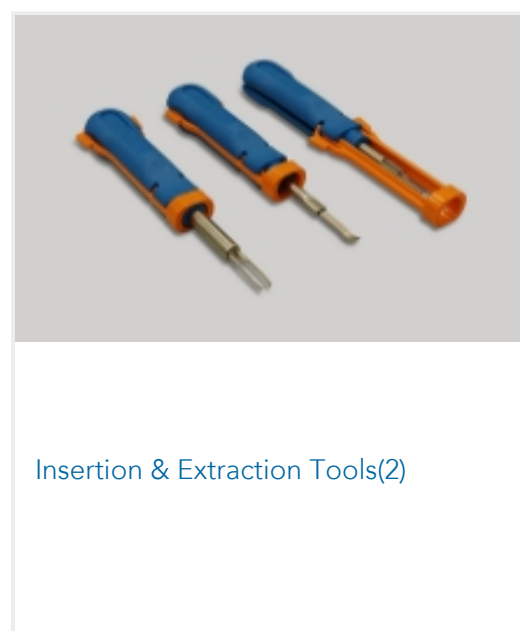


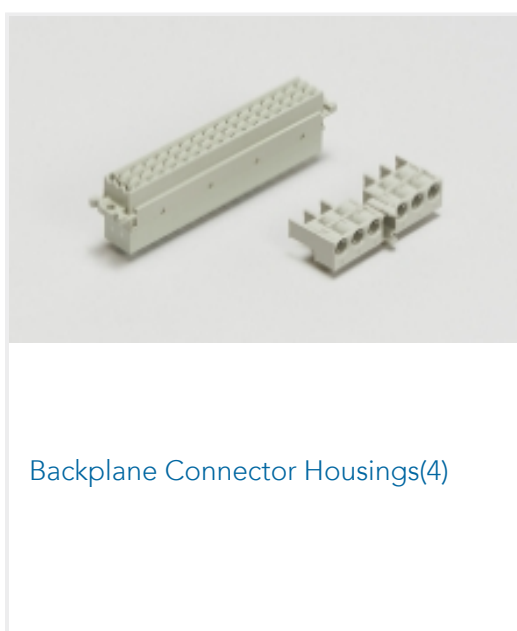
Product Compliance Disclaimer

This information is provided based on reasonable inquiry of our suppliers and represents our current actual knowledge based on the information they provided. This information is subject to change. The part numbers that TE has identified as EU RoHS compliant have a maximum concentration of 0.1% by weight in homogenous materials for lead, hexavalent chromium, mercury, PBB, PBDE, DBP, BBP, DEHP, DIBP, and 0.01% for cadmium, or qualify for an exemption to these limits as defined in the Annexes of Directive 2011/65/EU (RoHS2). Finished electrical and electronic equipment products will be CE marked as required by Directive 2011/65/EU. Components may not be CE marked. Additionally, the part numbers that TE has identified as EU ELV compliant have a maximum concentration of 0.1% by weight in homogenous materials for lead, hexavalent chromium, and mercury, and 0.01% for cadmium, or qualify for an exemption to these limits as defined in the Annexes of Directive 2000/53/EC (ELV). Regarding the REACH Regulation, the information TE provides on SVHC in articles for this part number is based on the latest European Chemicals Agency (ECHA) 'Guidance on requirements for substances in articles' posted at this URL: <https://echa.europa.eu/guidance-documents/guidance-on-reach>

Compatible Parts



Also in the Series | Z-PACK 2mm HM



Customers Also Bought



TE Part #1-5164713-3
13P.MINI-MATCH ASSY



TE Part #1614959-8
CPF0805 1M1 0.1% 25PPM 1K RL



TE Part #1-770971-0
10P MINI UMNL R/A HDR ASSY SN



TE Part #CAT-C73765-M1C
M8 Panel Mount PCB



TE Part #1-770974-0
16P MINI UMNL R/A HDR ASSY SN



TE Part #2-2170754-9
CAGE ASSY, QSFP28 1X1, GASKET,
HS, LP



TE Part #3-644487-0
10P MTA100 SHRD HDR ASSY 30AU



TE Part #CAT-C73765-M1H
M12 Panel Mount PCB

Documents

Product Drawings

Z-PACK/A F-HDR 110P

English

CAD Files

Customer View Model

[ENG_CVM_CVM_3-352068-0_F.2d_dxf.zip](#)

English

3D PDF

3D

Customer View Model

[ENG_CVM_CVM_3-352068-0_F.3d_igs.zip](#)

English

Customer View Model

[ENG_CVM_CVM_3-352068-0_F.3d_stp.zip](#)

English

By downloading the CAD file I accept and agree to the [Terms and Conditions](#) of use.

Product Specifications

Product Specification

English