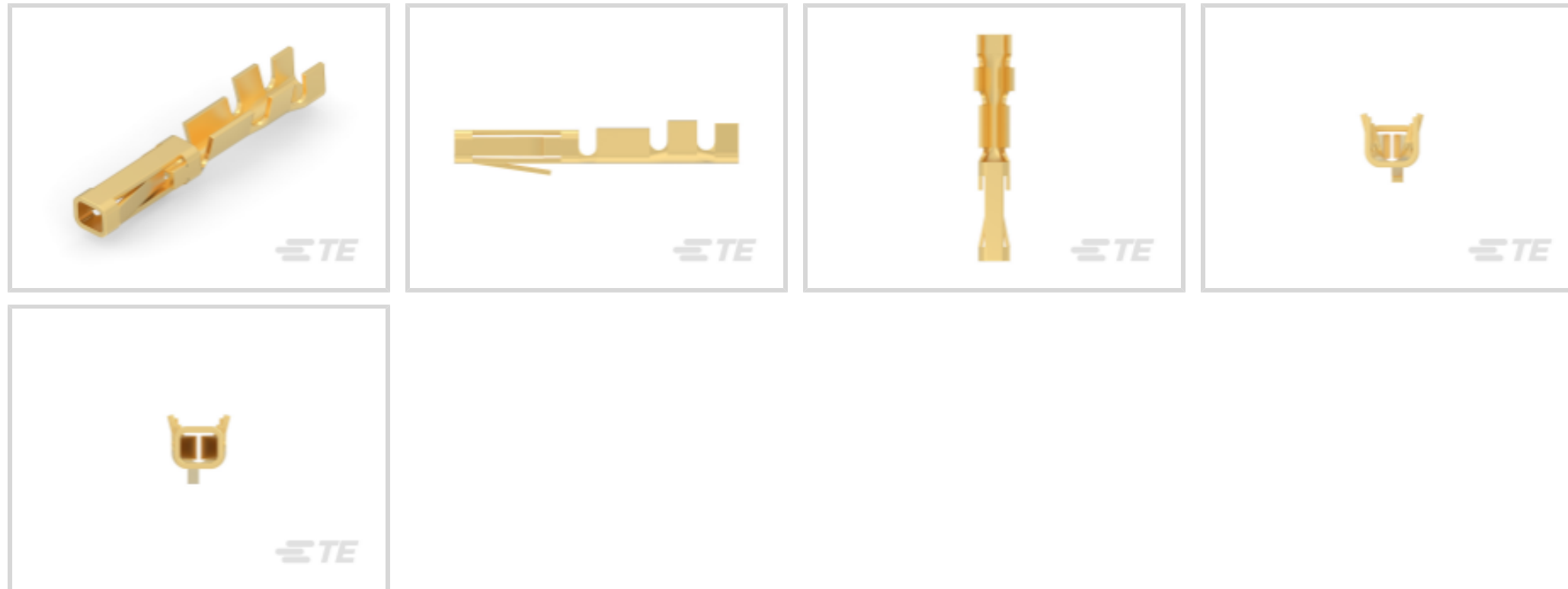




Connectors > Contacts > Connector Contacts



Contact Type: **Socket**

Contact Mating Area Plating Material: **Gold (Au)**

Wire Contact Termination Area Plating Material: **Gold Flash**

Operating Voltage: **40 VDC**

Features

Product Type Features

Discrete Wire Type	Solid or Stranded
Applied Pressure	Standard
Sealable	No

Configuration Features

Compatible With Wire & Cable Type	Discrete Wire
-----------------------------------	---------------

Electrical Characteristics

Operating Voltage	40 VDC
-------------------	--------

Contact Features

Contact Underplating Material	Nickel
Contact Orientation	Straight
Contact Underplating Material Thickness	1.3 μm[51.18 μin]
Contact Mating Area Plating Material Thickness	.4 μm[15.74 μin]
Mating Square Post Dimension	.64 mm[.025 in]
Contact Length	12 mm[.472 in]



Barrel Type	Open
Contact Type	Socket
Contact Mating Area Plating Material	Gold (Au)
Wire Contact Termination Area Plating Material	Gold Flash
Contact Base Material	Phosphor Bronze
Contact Current Rating (Max)	3 A

Termination Features

Termination Method to Wire & Cable	Crimp
Product Terminates To	Wire & Cable

Mechanical Attachment

Wire Insulation Support	With
Contact Retention Type Within Housing	Locking Lance

Dimensions

Wire Size	254.1 – 642.5 CMA
-----------	-------------------

Usage Conditions

Operating Temperature Range	-40 – 80 °C[-40 – 176 °F]
-----------------------------	---------------------------

Operation/Application

Circuit Application	Signal
---------------------	--------

Packaging Features

Packaging Quantity	40000
Packaging Method	Reel

Product Compliance

[For compliance documentation, visit the product page on TE.com>](#)

EU RoHS Directive 2011/65/EU	Compliant
EU ELV Directive 2000/53/EC	Compliant
China RoHS 2 Directive MIIT Order No 32, 2016	No Restricted Materials Above Threshold
EU REACH Regulation (EC) No. 1907/2006	Current ECHA Candidate List: JAN 2025 (247) Candidate List Declared Against: JAN 2025 (247) Does not contain REACH SVHC
Halogen Content	Low Halogen - Br, Cl, F, I < 900 ppm per homogenous material. Also BFR/CFR/PVC

Free

Solder Process Capability

Not applicable for solder process capability

Product Compliance Disclaimer

This information is provided based on reasonable inquiry of our suppliers and represents our current actual knowledge based on the information they provided. This information is subject to change. The part numbers that TE has identified as EU RoHS compliant have a maximum concentration of 0.1% by weight in homogenous materials for lead, hexavalent chromium, mercury, PBB, PBDE, DBP, BBP, DEHP, DIBP, and 0.01% for cadmium, or qualify for an exemption to these limits as defined in the Annexes of Directive 2011/65/EU (RoHS2). Finished electrical and electronic equipment products will be CE marked as required by Directive 2011/65/EU. Components may not be CE marked. Additionally, the part numbers that TE has identified as EU ELV compliant have a maximum concentration of 0.1% by weight in homogenous materials for lead, hexavalent chromium, and mercury, and 0.01% for cadmium, or qualify for an exemption to these limits as defined in the Annexes of Directive 2000/53/EC (ELV). Regarding the REACH Regulation, the information TE provides on SVHC in articles for this part number is based on the latest European Chemicals Agency (ECHA) 'Guidance on requirements for substances in articles' posted at this URL: <https://echa.europa.eu/guidance-documents/guidance-on-reach>

Compatible Parts



TE Part # 280358
AMPMODU II REC. HSG, SINGLE ROW 2 POS



TE Part # 2151969-2
OCEAN_2.0_APPLICATOR-S-055F062O-RSA



TE Part # 91537-1
CCII .100 FFC PIN REC 26-22 ASSY



TE Part # 7-2151969-7
OCEAN_2.0_SPARE_PART_KIT-055F062O



TE Part # 280512
AMPMODU II REC. HSG, SINGLE ROW, 9 POS.



TE Part # 58535-1
PRO-CRIMPER ASSY MODU MODUI




TE Part # 280368
AMPMODU II REC. HSG, DUAL ROW, 30 POS.



TE Part # 280363
AMPMODU II REC. HSG, SINGLE ROW, 15 POS.



TE Part # 280513
AMPMODU II REC. HSG, DUAL ROW, 18 POS



TE Part # 58535-2
PRO-CRIMPER ASSY MODU



TE Part # 280365
AMPMODU, DBL ROW, CONTACT REC



TE Part # 280364
AMPMODU II COSI REC. HSG, SGL ROW, 22POS




TE Part # 280361
AMPMODU II REC. HSG, SINGLE ROW 8 POS



TE Part # 280369
AMPMODU II REC. HSG, DUAL ROW, 44 POS.



TE Part # 280362
AMPMODU II REC. HSG, SINGLE ROW, 10 POS.



TE Part # 2151969-1
OCEAN_2.0_APPLICATOR-S-055F062O-RSM




TE Part # 280514
AMPMODU II REC. HSG, SINGLE ROW, 12 POS.



TE Part # 280359
AMPMODU II REC. HSG, SINGLE ROW, 4 POS.




TE Part # 281018
AMPMODU II REC. HSG, DUAL ROW, 36 POS.



TE Part # 284123-1
AMPMODU II REC. HSG, DUAL ROW, 10 POS.


Also in the Series | **AMPMODU IV/V**



Backplane Connector Housings(1)




Connector Caps & Covers(11)



Connector Contacts(270)




Connector Hardware(10)



Insertion & Extraction Tools(4)



PCB Headers & Receptacles(517)



Power Contacts(206)

Customers Also Bought



TE Part #1-1879021-3
SMW3 R33 5%



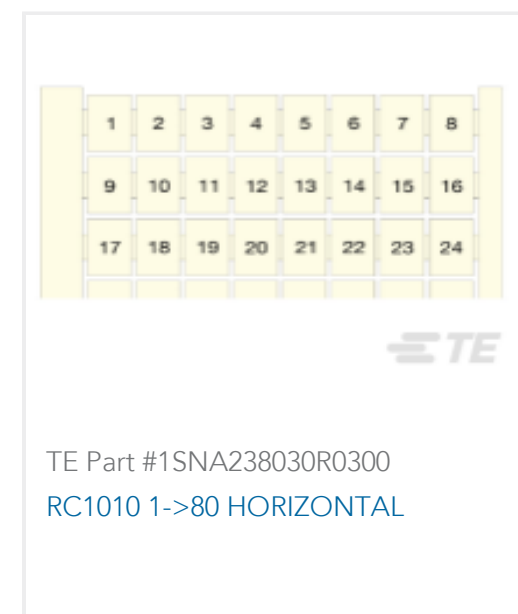
TE Part #1SNA162309R1000
HD6/14.DG



TE Part #280360
AMPMODU II REC. HSG, SINGLE ROW 6 POS



TE Part #9-1768017-2
EET-0820P-4



Documents

Product Drawings

AMP MODU MOD 2 CONT

English

CAD Files

3D PDF

3D

Customer View Model

[ENG_CVM_CVM_280530-2_AN_c-280530-2-an.2d_dxf.zip](#)

English

Customer View Model

[ENG_CVM_CVM_280530-2_AN_c-280530-2-an.3d_igs.zip](#)

English

Customer View Model

[ENG_CVM_CVM_280530-2_AN_c-280530-2-an.3d_stp.zip](#)

English

By downloading the CAD file I accept and agree to the [Terms and Conditions](#) of use.

Product Specifications

Application Specification

English