215083-8 ✔ ACTIVE

Micro-MaTch | Micro-MaTch Industrial

TE Internal #: 215083-8

Cable-to-Board, 8 Position, 1.27 mm [.05 in] Centerline, Vertical, 2 Row, Plug, Standard Profile, Micro-MaTch Industrial, Ribbon Cable Connectors

View on TE.com >

Connectors > PCB Connectors > Wire-to-Board Connectors > FFC, FPC & Ribbon Connectors > Ribbon Cable Connectors > Male-on-Wire Connector, Micro-MaTch

Connector System: **Cable-to-Board**

Number of Positions: **8**

Centerline (Pitch): **1.27 mm [.05 in]**

PCB Mount Retention: **Without**

PCB Mount Orientation: **Vertical**

All Male-on-Wire Connector, Micro-MaTch (19)

Features

Product Type Features

Connector Product Type	Connector Assembly
Ribbon Cable Connector Type	Male-On-Wire
Ribbon Cable Connector Header Type	Shrouded
Connector System	Cable-to-Board
Connector & Housing Type	Plug
Connector & Contact Terminates To	Wire & Cable

Configuration Features

Number of Positions	8
PCB Mount Orientation	Vertical
Number of Rows	2

Electrical Characteristics

Operating Voltage	100 VDC
Insulation Resistance	1000 MΩ

Body Features

Daisy Chain	With
Primary Product Color	Red

Connector Profile	Standard

Contact Features

Contact Underplating Material	Nickel
PCB Contact Termination Area Plating Material Finish	Matte
Contact Mating Area Plating Material Thickness	3 – 5 µm[118.11 – 196.85 µin]
Wire Contact Termination Area Plating Material	Tin
Wire Contact Termination Area Plating Material Finish	Matte
Mating Tab Width	.7 mm[.028 in]
Contact Mating Area Plating Material	Tin (Sn)
Contact Base Material	Phosphor Bronze
Mating Tab Thickness	.4 mm[.016 in]
PCB Contact Termination Area Plating Material	Tin
Wire Contact Termination Area Plating Thickness	3 – 5 µm[118.11 – 196.85 µin]
Contact Type	Pin
Contact Current Rating (Max)	1.5 A

Termination Features

Termination Method to Wire & Cable	Insulation Displacement (IDC)

Mechanical Attachment

Contact Retention Type Within Housing	Press-Fit
Mating Alignment	With
PCB Mount Alignment	Without
PCB Mount Retention	Without
Mating Alignment Type	Polarization
Mating Retention	With
Mating Retention Type	Contact Friction
Connector Mounting Type	Cable Mount (Free-Hanging)

Housing Features

Housing Material	PBT GF
Centerline (Pitch)	1.27 mm[.05 in]

Dimensions

Compatible Insulation Diameter Range	.8 – 1 mm[.035 – .039 in]
Connector Height	6.8 mm[.27 in]

Wire Size	28 AWG
Connector Length	13.6 mm[.535 in]
Row-to-Row Spacing	2 mm[.059 in]

Usage Conditions

Operating Temperature Range	-40 – 105 °C[-40 – 221 °F]

Operation/Application

Circuit Application	Signal

Industry Standards

Compatible With Agency/Standards Products	UL
UL Rating	Recognized
UL Flammability Rating	UL 94V-0
Compatible With Approved Standards Products	UL E28476

Packaging Features

Packaging Quantity	2500
Packaging Method	Reel

Product Compliance

For compliance documentation, visit the product page on TE.com>

EU RoHS Directive 2011/65/EU	Compliant
EU ELV Directive 2000/53/EC	Compliant
China RoHS 2 Directive MIIT Order No 32, 2016	No Restricted Materials Above Threshold
EU REACH Regulation (EC) No. 1907/2006	Current ECHA Candidate List: JAN 2025 (247) Candidate List Declared Against: JAN 2025 (247) Does not contain REACH SVHC
Halogen Content	Not Low Halogen - contains Br or Cl > 900 ppm.
Solder Process Capability	Not applicable for solder process capability

Product Compliance Disclaimer

This information is provided based on reasonable inquiry of our suppliers and represents our current actual knowledge based on the information they provided. This information is subject to change. The part numbers that TE has identified as EU RoHS compliant have a maximum concentration of 0.1% by weight in homogenous materials for lead, hexavalent chromium, mercury, PBB, PBDE, DBP, BBP, DEHP, DIBP, and 0.01% for cadmium, or qualify for an exemption to these limits as defined in the Annexes of Directive 2011/65/EU (RoHS2). Finished electrical and electronic equipment products will be CE marked as required by Directive 2011/65/EU. Components may not be CE marked. Additionally, the part numbers that TE has identified as EU ELV compliant have a maximum concentration of 0.1% by weight in homogenous

materials for lead, hexavalent chromium, and mercury, and 0.01% for cadmium, or qualify for an exemption to these limits as defined in the Annexes of Directive 2000/53/EC (ELV). Regarding the REACH Regulation, the information TE provides on SVHC in articles for this part number is based on the latest European Chemicals Agency (ECHA) 'Guidance on requirements for substances in articles' posted at this URL: https://echa.europa.eu/guidance-documents/guidance-on-reach

Compatible Parts

TE Part # 338070-8
MICRO-MATCH FEM.SE

TE Part # 734024-1
Micro-MaTch ADAPTER, 4-24 POS.



TE Part # 7-215460-8
MICRO-MATCH FSID P

TE Part # 7-188431-8
MM 8p FIB SMD connector

TE Part # 7-100400-8
MICRO-MATCH FSID NP

TE Part # 677412-4
SEMI AUTO.MACHINE, MICRO-MATCH, 4-24 POS



TE Part # 100400-8
MICRO-MATCH FSID NP

TE Part # 519708-1
TERMINATION PUSHER

TE Part # CAT-M5833-F3492A
Female-on-Board Connector, Top Entry

TE Part # 215460-8
MICRO-MATCH FEM.SE

Also in the Series | Micro-MaTch Industrial



Board-In Connectors(20)

Connector Contacts(4)

Insertion & Extraction Tools(1)

Pluggable I/O Cable Assemblies(52)

Ribbon Cable Connectors(183)

Customers Also Bought

TE Part #1-280050-3
250 FASTON,FLAG,REC.,16-20 AWG, NPST

TE Part #188275-8
MICRO-MATCH SMD FTE

TE Part #215570-8
MICRO-MATCH PBC.08P

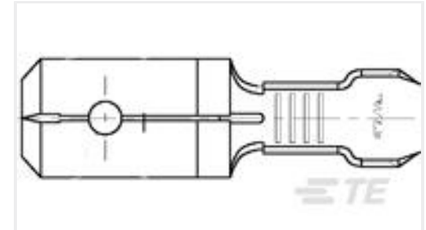

TE Part #42475-2
250 FASTON TAB 22-18 AWG TPBR

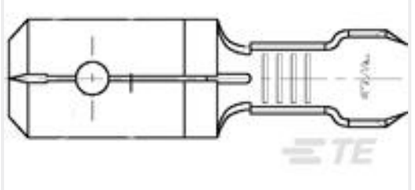

TE Part #42475-3
250 FASTON TAB 22-18 AWG BR

TE Part #CAT-M5833-M2934A
Male-on-Wire Connector, Micro-MaTch

TE Part #5-2176456-6
CPF 0603 3R74 0.1% 25ppm 1K RL

TE Part #CD41583001
55E0211-0.50-0(B01)

Documents

Product Drawings

MICRO-MATCH MOW.08P

English

CAD Files

3D PDF

3D

Customer View Model

ENG_CVM_CVM_215083-8_U.2d_dxf.zip

English

Customer View Model

ENG_CVM_CVM_215083-8_U.3d_igs.zip

English

Customer View Model

ENG_CVM_CVM_215083-8_U.3d_stp.zip

English

By downloading the CAD file I accept and agree to the Terms and Conditions of use.

Datasheets & Catalog Pages

Micro-MaTch Catalog

English

Ribbon Cable Interconnect Solutions

English

Centerline Micro-Match Connector Series

English

Product Specifications

Application Specification

English

micro match miniature connector system

English

Agency Approvals

UL Report

English