

215079-6 ✓ ACTIVE

Micro-MaTch | Micro-MaTch Industrial

TE Internal #: 215079-6

Board-to-Board / Wire-to-Board, 6 Position, 1.27 mm [.05 in]

Centerline, Vertical, Micro-MaTch Industrial, Ribbon Cable


Connectors

[View on TE.com >](#)



[Connectors](#) > [PCB Connectors](#) > [Wire-to-Board Connectors](#) > [FFC, FPC & Ribbon Connectors](#) > [Ribbon Cable Connectors](#) >

[Female-on-Board Connector, Top Entry](#)



Connector System: **Board-to-Board, Wire-to-Board**

Number of Positions: **6**

Centerline (Pitch): **1.27 mm [.05 in]**

PCB Mount Retention: **With**

PCB Mount Retention Type: **Kinked Solder Tails**

[All Female-on-Board Connector, Top Entry \(67\)](#)

Features

Product Type Features

Connector Product Type	Connector Assembly
Ribbon Cable Connector Type	Female-on-Board
Ribbon Cable Connector Header Type	Shrouded
Connector System	Board-to-Board, Wire-to-Board
Connector & Housing Type	Receptacle
Connector & Contact Terminates To	Printed Circuit Board

Configuration Features

Number of Positions	6
PCB Mount Orientation	Vertical
Number of Rows	2

Electrical Characteristics

Operating Voltage	100 VDC
Insulation Resistance	1000 MΩ

Body Features

Daisy Chain	Without
Primary Product Color	Red



Connector Profile	Standard
-------------------	----------

Contact Features

Contact Underplating Material	Nickel
PCB Contact Termination Area Plating Material Finish	Matte
Contact Mating Area Plating Material Thickness	3 – 5 μm [118.11 – 196.85 μin]
Contact Shape & Form	Dual Beam
PCB Contact Termination Area Plating Material Thickness	3 – 5 μm [118.11 – 196.85 μin]
Contact Mating Area Plating Material	Tin (Sn)
Contact Base Material	Phosphor Bronze
PCB Contact Termination Area Plating Material	Tin
Contact Type	Socket
Contact Current Rating (Max)	1 A

Termination Features

Rectangular Termination Post & Tail Width	.5 mm[.02 in]
Rectangular Termination Post & Tail Thickness	.25 mm[.01 in]
Termination Post & Tail Length	3.1 mm[.122 in]
Termination Method to PCB	Through Hole - Solder

Mechanical Attachment

Contact Retention Type Within Housing	Press-Fit
Mating Alignment	With
PCB Mount Alignment	Without
PCB Mount Retention	With
PCB Mount Retention Type	Kinked Solder Tails
Mating Retention	With
Mating Retention Type	Contact Friction
Connector Mounting Type	Board Mount

Housing Features

Mating Entry Location	Top
Housing Material	PBT GF
Centerline (Pitch)	1.27 mm[.05 in]

Dimensions

PCB Thickness (Recommended)	1.6 mm[.062 in]
-----------------------------	-----------------



Connector Height	4 mm[.16 in]
------------------	--------------

Connector Length	9.7 mm[.382 in]
------------------	-----------------

Row-to-Row Spacing	2 mm[.059 in]
--------------------	---------------

Usage Conditions

Operating Temperature Range	-40 – 105 °C[-40 – 221 °F]
-----------------------------	----------------------------

Operation/Application

Solder Process Feature	Board Standoff
------------------------	----------------

Circuit Application	Signal
---------------------	--------

Industry Standards

Compatible With Agency/Standards Products	UL
---	----

UL Rating	Recognized
-----------	------------

UL Flammability Rating	UL 94V-0
------------------------	----------

Compatible With Approved Standards Products	UL E28476
---	-----------

Packaging Features

Packaging Quantity	2500
--------------------	------

Packaging Method	Reel
------------------	------

Product Compliance

[For compliance documentation, visit the product page on TE.com>](#)

EU RoHS Directive 2011/65/EU	Compliant
------------------------------	-----------

EU ELV Directive 2000/53/EC	Compliant
-----------------------------	-----------

China RoHS 2 Directive MIIT Order No 32, 2016	No Restricted Materials Above Threshold
---	---

EU REACH Regulation (EC) No. 1907/2006	Current ECHA Candidate List: JAN 2025 (247) Candidate List Declared Against: JAN 2025 (247) Does not contain REACH SVHC
--	---

Halogen Content	Not Low Halogen - contains Br or Cl > 900 ppm.
-----------------	--

Solder Process Capability	Wave solder capable to 265°C
---------------------------	------------------------------

Product Compliance Disclaimer


This information is provided based on reasonable inquiry of our suppliers and represents our current actual knowledge based on the information they provided. This information is subject to change. The part numbers that TE has identified as EU RoHS compliant have a maximum concentration of 0.1% by weight in homogenous materials for lead, hexavalent chromium, mercury, PBB, PBDE, DBP, BBP, DEHP, DIBP, and 0.01% for cadmium, or qualify for an exemption to these limits as defined in the Annexes of Directive 2011/65/EU (RoHS2). Finished electrical and electronic equipment products

will be CE marked as required by Directive 2011/65/EU. Components may not be CE marked. Additionally, the part numbers that TE has identified as EU ELV compliant have a maximum concentration of 0.1% by weight in homogenous materials for lead, hexavalent chromium, and mercury, and 0.01% for cadmium, or qualify for an exemption to these limits as defined in the Annexes of Directive 2000/53/EC (ELV). Regarding the REACH Regulation, the information TE provides on SVHC in articles for this part number is based on the latest European Chemicals Agency (ECHA) 'Guidance on requirements for substances in articles' posted at this URL: <https://echa.europa.eu/guidance-documents/guidance-on-reach>

Compatible Parts




TE Part # CAT-M5833-M2934
Male-on-Board Connector, Micro-MaTch



TE Part # CAT-M5833-C1121
MICRO-MATCH STD MOW TO MOW CABLE ASSY



TE Part # 338095-6
MICRO-MATCH COSIHSG




TE Part # CAT-M5833-C1121A
MICRO-MATCH STD PB TO MOW CABLE ASSY



TE Part # CAT-M5833-M2934A
Male-on-Wire Connector, Micro-MaTch

Also in the Series | Micro-MaTch Industrial



Board-In Connectors(20)



Connector Contacts(4)



Insertion & Extraction Tools(1)



Pluggable I/O Cable Assemblies(52)



Ribbon Cable Connectors(183)

Customers Also Bought



Documents

Product Drawings

[MICRO-MATCH FOB.06P](#)

English

CAD Files

[3D PDF](#)

3D

Customer View Model

[ENG_CVM_CVM_215079-6_T.2d_dxf.zip](#)

English

Customer View Model

[ENG_CVM_CVM_215079-6_T.3d_igs.zip](#)

English

Customer View Model

[ENG_CVM_CVM_215079-6_T.3d_stp.zip](#)

English

By downloading the CAD file I accept and agree to the [Terms and Conditions](#) of use.

Datasheets & Catalog Pages



[Micro-MaTch Catalog](#)

English

[Ribbon Cable Interconnect Solutions](#)

English

[Centerline Micro-Match Connector Series](#)

English

[Product Specifications](#)

[Product Specification](#)

English

[Agency Approvals](#)

[UL Report](#)

English