



Dynamic Series | Dynamic 3000 Series

TE Internal #: 175196-2

Receptacle Contact, Gold (Au), 250 VAC, Discrete Wire, 20 – 16 AWG, .5 – 1.42 mm² Wire, Crimp, Copper Alloy, Power & Signal, Dynamic 3000 Series

[View on TE.com >](#)

Connectors > Contacts > Connector Contacts > Contact: Component To Wire; 15A, 28-14 wire size



Contact Type: **Receptacle**

Contact Mating Area Plating Material: **Gold (Au)**

Wire Contact Termination Area Plating Material: **Gold**

Operating Voltage: **250 VAC**

Compatible With Wire & Cable Type: **Discrete Wire**

All Contact: Component To Wire; 15A, 28-14 wire size (91)

Features

Product Type Features

Discrete Wire Type	Stranded
Sealable	No

Configuration Features

Compatible With Wire & Cable Type	Discrete Wire
-----------------------------------	---------------

Electrical Characteristics

Operating Voltage	250 VAC
-------------------	---------

Contact Features

Contact Orientation	Straight
Contact Mating Area Plating Material Thickness	.38 μm[15 μin]
Mating Tab Width	2 mm[.08 in]
Contact Length	17.8 mm[.7 in]
Mating Tab Thickness	.64 mm[.025 in]
Wire Contact Termination Area Plating Thickness	.38 μm[15 μin]
Barrel Type	Open
Contact Type	Receptacle
Contact Mating Area Plating Material	Gold (Au)
Wire Contact Termination Area Plating Material	Gold



Contact Base Material	Copper Alloy
Contact Current Rating (Max)	15 A

Termination Features

Termination Method to Wire & Cable	Crimp
Product Terminates To	Wire & Cable

Mechanical Attachment

Wire Insulation Support	With
-------------------------	------

Dimensions

Compatible Insulation Diameter Range	1.8 – 2.8 mm [.07 – .11 in]
Wire Size	.5 – 1.42 mm ²

Usage Conditions

Operating Temperature Range	-55 – 105 °C [-67 – 221 °F]
-----------------------------	-----------------------------

Operation/Application

Circuit Application	Power & Signal
---------------------	----------------

Industry Standards

UL Flammability Rating	UL 94V-0
------------------------	----------

Packaging Features

Packaging Quantity	12000
Packaging Method	Reel & Box

Product Compliance

[For compliance documentation, visit the product page on TE.com>](#)

EU RoHS Directive 2011/65/EU	Compliant
EU ELV Directive 2000/53/EC	Compliant
China RoHS 2 Directive MIIT Order No 32, 2016	No Restricted Materials Above Threshold
EU REACH Regulation (EC) No. 1907/2006	Current ECHA Candidate List: JAN 2025 (247) Candidate List Declared Against: JAN 2025 (247) Does not contain REACH SVHC
Halogen Content	Low Halogen - Br, Cl, F, I < 900 ppm per homogenous material. Also BFR/CFR/PVC Free
Solder Process Capability	Not applicable for solder process capability

Product Compliance Disclaimer

This information is provided based on reasonable inquiry of our suppliers and represents our current actual knowledge based on the information they provided. This information is subject to change. The part numbers that TE has identified as EU RoHS compliant have a maximum concentration of 0.1% by weight in homogenous materials for lead, hexavalent chromium, mercury, PBB, PBDE, DBP, BBP, DEHP, DIBP, and 0.01% for cadmium, or qualify for an exemption to these limits as defined in the Annexes of Directive 2011/65/EU (RoHS2). Finished electrical and electronic equipment products will be CE marked as required by Directive 2011/65/EU. Components may not be CE marked. Additionally, the part numbers that TE has identified as EU ELV compliant have a maximum concentration of 0.1% by weight in homogenous materials for lead, hexavalent chromium, and mercury, and 0.01% for cadmium, or qualify for an exemption to these limits as defined in the Annexes of Directive 2000/53/EC (ELV). Regarding the REACH Regulation, the information TE provides on SVHC in articles for this part number is based on the latest European Chemicals Agency (ECHA) 'Guidance on requirements for substances in articles' posted at this URL: <https://echa.europa.eu/guidance-documents/guidance-on-reach>

Compatible Parts






TE Part # CAT-D9934-A75B
Receptacle and Tab Housing: 5.08 mm
Pitch, 250-600V



TE Part # 2151018-1
OCEAN_2.0_APPLICATOR-S-090F110F-RSM



TE Part # 2151018-2
OCEAN_2.0_APPLICATOR-S-090F110F-RSA




KIT
REPRESENTATION ONLY

TE Part # 7-2836204-7
OCEAN_2.0_SPARE_PART_KIT-090F110OV




TE Part # 234168-1
EXTRACTION TOOL(DYNAMIC D-3)


Also in the Series | **Dynamic 3000 Series**




Connector Contacts(94)



Connector Hardware(8)




Power Contacts(94)




Rectangular Connector Housings(133)



Rectangular Power Connectors(411)

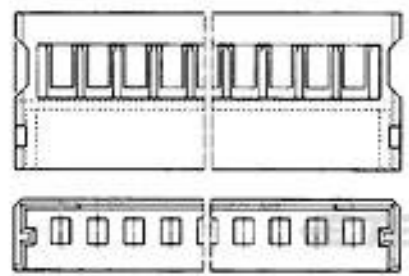


Standard Rectangular Connectors(135)



Wire-to-Board Connector Assemblies & Housings(32)

Customers Also Bought



TE Part #1-917572-1
1.5 B-T-W PLUG HSG 11P BLACK



TE Part #CAT-D9934-A75A
Receptacle and Tab Housing: 3.81 mm pitch, 250V



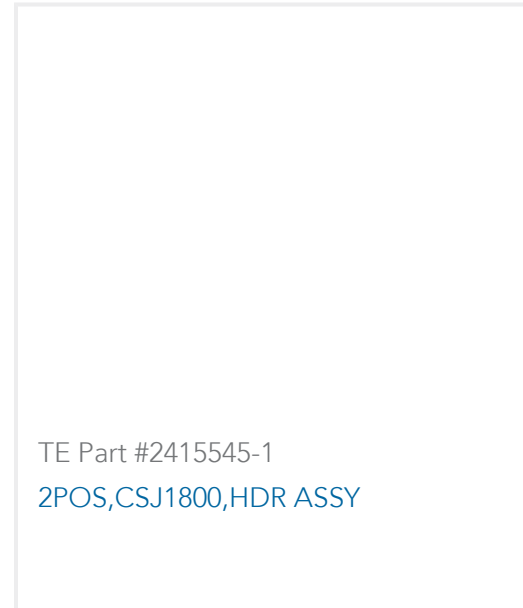
TE Part #175285-2
DYNAMIC D-3 TAB CONT. M AU 0.38



TE Part #173645-2
070 MLC TAB CON 20-16



TE Part #1-2333134-7
DYNAMIC 1100D REC HSG X 34P
BLACK 33%GF



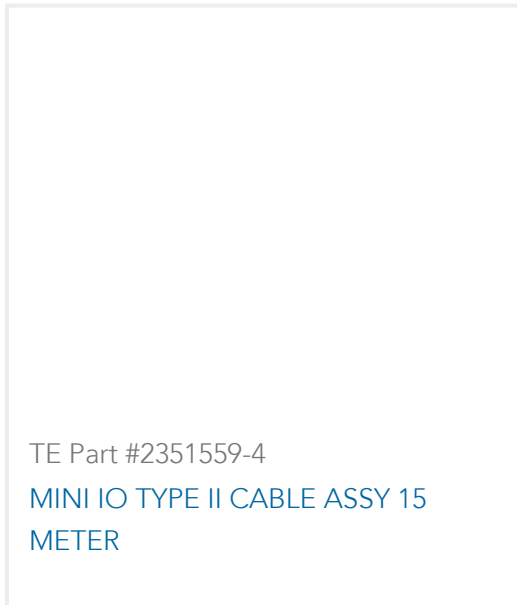
TE Part #2415545-1
2POS,CSJ1800,HDR ASSY



TE Part #2352033-9
RJ45 TO MINI IO TYPE I CABLE ASSY
25M



TE Part #913094-4
CRIMPER INS



TE Part #2351559-4
MINI IO TYPE II CABLE ASSY 15
METER

Documents

Product Drawings

[DYNAMIC D-3 REC CONT. L AU 0.38](#)

English

CAD Files

Customer View Model

[ENG_CVM_CVM_175196-2_AG.2d_dxf.zip](#)

English

[3D PDF](#)

3D

Customer View Model

[ENG_CVM_CVM_175196-2_AG.3d_igs.zip](#)

English

Customer View Model

[ENG_CVM_CVM_175196-2_AG.3d_stp.zip](#)

English

By downloading the CAD file I accept and agree to the [Terms and Conditions](#) of use.

Product Specifications

[Application Specification](#)

English

Instruction Sheets

[Instruction Sheet \(non U.S.\)](#)

English

[Instruction Sheet \(non U.S.\)](#)

Japanese



MULTIPLE ENCLOSURE 67M D1200 15POS. REC PLUG

Japanese

Agency Approvals

[TUV Certificate](#)

English

[TUV Certificate](#)

English