



AMP | AMP Type III+

TE Internal #: 163082-2

Pin Contact, Precious Metal, Size 16 Contact Size, 18 – 16 AWG, .75 – 1.5 mm<sup>2</sup> Wire, Crimp, Brass, Power & Signal, AMP Type III+

[View on TE.com >](#)

Connectors > Contacts > Connector Contacts



Contact Type: **Pin**

Contact Mating Area Plating Material: **Precious Metal**

Wire Contact Termination Area Plating Material: **Gold Flash**

Contact Retention Within Housing: **With**

Contact Size: **Size 16**

**Features**

**Product Type Features**

Discrete Wire Type	Stranded
--------------------	----------

**Contact Features**

Contact Underplating Material	Nickel
Contact Orientation	Straight
Mating Pin Diameter	1.57 mm[.062 in]
Contact Underplating Material Thickness	1.27 µm[50 µin]
Contact Mating Area Plating Material Thickness	.76 µm[30 µin]
Wire Contact Termination Area Plating Material Finish	Bright
Wire Contact Termination Area Plating Thickness	.076 µm[3 µin]
Contact Mating Area Plating Material Finish	Bright
Contact Type	Pin
Contact Mating Area Plating Material	Precious Metal
Wire Contact Termination Area Plating Material	Gold Flash
Contact Retention Within Housing	With
Contact Size	Size 16



Contact Base Material	Brass
-----------------------	-------

Contact Current Rating (Max)	13 A
------------------------------	------

### Termination Features

Termination Method to Wire & Cable	Crimp
------------------------------------	-------

Product Terminates To	Wire & Cable
-----------------------	--------------

### Mechanical Attachment

Wire Insulation Support	With
-------------------------	------

### Dimensions

Compatible Insulation Diameter Range	2 – 2.5 mm [.079 – .098 in]
--------------------------------------	-----------------------------

Wire Size	.75 – 1.5 mm <sup>2</sup>
-----------	---------------------------

### Usage Conditions

Operating Temperature Range	-55 – 150 °C [-67 – 302 °F]
-----------------------------	-----------------------------

### Operation/Application

Circuit Application	Power & Signal
---------------------	----------------

### Packaging Features

Packaging Quantity	200
--------------------	-----

Packaging Method	Bag
------------------	-----

### Product Compliance

[For compliance documentation, visit the product page on TE.com>](#)

EU RoHS Directive 2011/65/EU	Compliant
------------------------------	-----------

EU ELV Directive 2000/53/EC	Compliant
-----------------------------	-----------

China RoHS 2 Directive MIIT Order No 32, 2016	No Restricted Materials Above Threshold
---	---

EU REACH Regulation (EC) No. 1907/2006	Current ECHA Candidate List: JAN 2025 (247) Candidate List Declared Against: JAN 2025 (247) Does not contain REACH SVHC
--	---

Halogen Content	Low Halogen - Br, Cl, F, I < 900 ppm per homogenous material. Also BFR/CFR/PVC Free
-----------------	---

Solder Process Capability	Not applicable for solder process capability
---------------------------	--

Product Compliance Disclaimer

This information is provided based on reasonable inquiry of our suppliers and represents our current actual knowledge based on the information they provided. This information is subject to change. The part numbers that TE has identified as EU RoHS compliant have a maximum concentration of 0.1% by weight in homogenous materials for lead, hexavalent chromium, mercury, PBB, PBDE, DBP, BBP, DEHP, DIBP, and 0.01% for cadmium, or qualify for an exemption to these limits as defined in the Annexes of Directive 2011/65/EU (RoHS2). Finished electrical and electronic equipment products will be CE marked as required by Directive 2011/65/EU. Components may not be CE marked. Additionally, the part numbers that TE has identified as EU ELV compliant have a maximum concentration of 0.1% by weight in homogenous materials for lead, hexavalent chromium, and mercury, and 0.01% for cadmium, or qualify for an exemption to these limits as defined in the Annexes of Directive 2000/53/EC (ELV). Regarding the REACH Regulation, the information TE provides on SVHC in articles for this part number is based on the latest European Chemicals Agency (ECHA) 'Guidance on requirements for substances in articles' posted at this URL: <https://echa.europa.eu/guidance-documents/guidance-on-reach>


## Compatible Parts



Also in the Series | **AMP Type III+**



Connector Contacts(365)

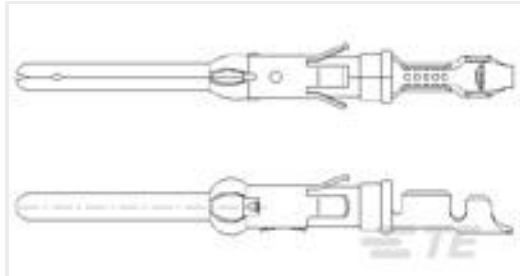


Insertion & Extraction Tools(4)

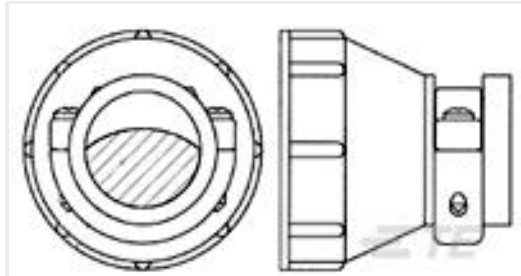


Power Contacts(365)

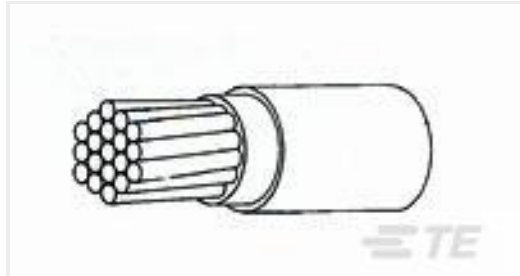
## Customers Also Bought



TE Part #163081-2  
.062 DIA PIN ASSY 3+



TE Part #182655-1  
17 SIZE CPC STD CLAMP



TE Part #2819023002  
44/7031-20-8



TE Part #1768033-8  
LEB-0615PF-4



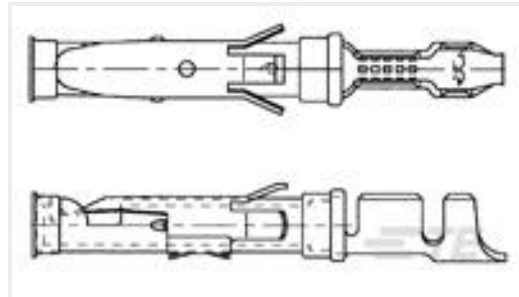
TE Part #62895-1  
MAG-MATE POKE-IN TAB 018 TPBR



TE Part #207440-1  
9 POS SQ GRID METRIMATE-RCPT



TE Part #2489010001  
TMS-SCE-1K-3/16-2.0-S1-4



TE Part #163084-2  
062 SOC.ASS. TYP3+



TE Part #5054424009  
RNF-100-1/8-5-SP



TE Part #800350-SF  
FN285-6-06

## Documents

**Product Drawings**  
062 PIN ASS. TYP3+

English

**CAD Files**

3D PDF

3D

**Customer View Model**

ENG\_CVM\_CVM\_163082-2\_AW.2d\_dxf.zip



English

**Customer View Model**

[ENG\\_CVM\\_CVM\\_163082-2\\_AW.3d\\_igs.zip](#)

English

**Customer View Model**

[ENG\\_CVM\\_CVM\\_163082-2\\_AW.3d\\_stp.zip](#)

English

By downloading the CAD file I accept and agree to the [Terms and Conditions](#) of use.

## Product Specifications

[Product Specification](#)

English