



SIAMEZE

TE Internal #: 1601108-1

Wire-to-Wire, 20 AWG Lead Wire, .5 mm² Lead Wire, .16 – 1.02 mm

Magnet Wire, 34 – 18 AWG Magnet Wire, SIAMEZE, Magnet Wire

Terminals

[View on TE.com >](#)

Terminals & Splices > Magnet Wire Terminals



Magnet Wire Terminal Type: **Wire-to-Wire**

Lead Wire Size: **20 AWG**

Magnet Wire Size: **.16 – 1.02 mm**

Features

Product Type Features

| | |
|------------------------------------|--------------------|
| Compatible With Discrete Wire Type | Magnet Wire, Solid |
|------------------------------------|--------------------|

Contact Features

| | |
|---------------------------|--------------|
| Magnet Wire Terminal Type | Wire-to-Wire |
| Terminal Plating Material | Unplated |
| Terminal Orientation | Straight |

Termination Features

| | |
|------------------------------------|-------------------------------|
| Termination Method to Wire & Cable | Insulation Displacement (IDC) |
|------------------------------------|-------------------------------|

Dimensions

| | |
|------------------------------------|-------------------|
| Lead Wire Size | 20 AWG |
| Magnet Wire Size | .16 – 1.02 mm |
| Stock Thickness (Magnet Wire Side) | .5 mm[.02 in] |
| Product Length | 13.31 mm[.524 in] |

Usage Conditions

| | |
|-------------------|-------------|
| Insulation Option | Uninsulated |
|-------------------|-------------|

Operation/Application



| | |
|------------------------------------|--------|
| Compatible With Wire Base Material | Copper |
|------------------------------------|--------|

Packaging Features

| | |
|------------------|------|
| Packaging Method | Reel |
|------------------|------|

Product Compliance

[For compliance documentation, visit the product page on TE.com>](#)

| | |
|-----------------------------------------------|-------------------------------------------------------------------------------------------------------------------------------|
| EU RoHS Directive 2011/65/EU | Compliant |
| EU ELV Directive 2000/53/EC | Compliant |
| China RoHS 2 Directive MIIT Order No 32, 2016 | No Restricted Materials Above Threshold |
| EU REACH Regulation (EC) No. 1907/2006 | Current ECHA Candidate List: JAN 2025 (247) Candidate List Declared Against: JAN 2025 (247) Does not contain REACH SVHC |
| Halogen Content | Low Halogen - Br, Cl, F, I < 900 ppm per homogenous material. Also BFR/CFR/PVC Free |
| Solder Process Capability | Not applicable for solder process capability |

Product Compliance Disclaimer

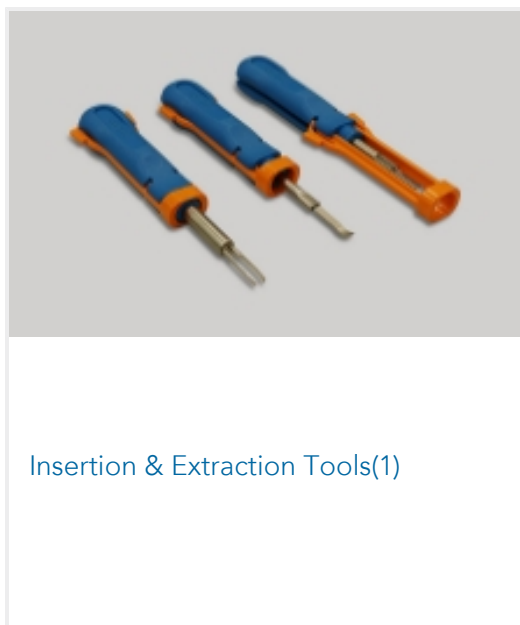
This information is provided based on reasonable inquiry of our suppliers and represents our current actual knowledge based on the information they provided. This information is subject to change. The part numbers that TE has identified as EU RoHS compliant have a maximum concentration of 0.1% by weight in homogenous materials for lead, hexavalent chromium, mercury, PBB, PBDE, DBP, BBP, DEHP, DIBP, and 0.01% for cadmium, or qualify for an exemption to these limits as defined in the Annexes of Directive 2011/65/EU (RoHS2). Finished electrical and electronic equipment products will be CE marked as required by Directive 2011/65/EU. Components may not be CE marked. Additionally, the part numbers that TE has identified as EU ELV compliant have a maximum concentration of 0.1% by weight in homogenous materials for lead, hexavalent chromium, and mercury, and 0.01% for cadmium, or qualify for an exemption to these limits as defined in the Annexes of Directive 2000/53/EC (ELV). Regarding the REACH Regulation, the information TE provides on SVHC in articles for this part number is based on the latest European Chemicals Agency (ECHA) 'Guidance on requirements for substances in articles' posted at this URL: <https://echa.europa.eu/guidance-documents/guidance-on-reach>

Compatible Parts

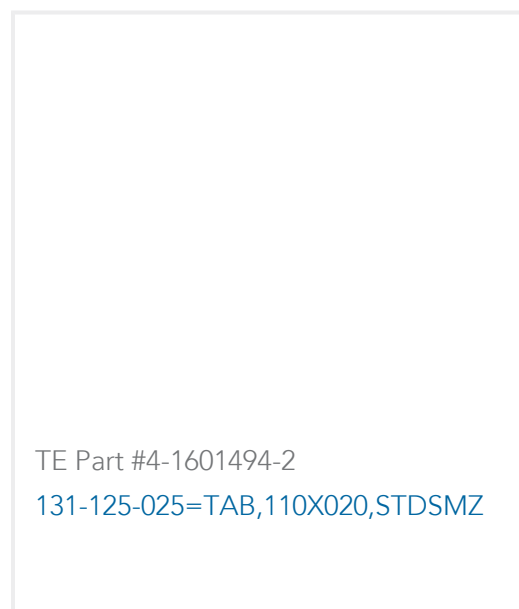
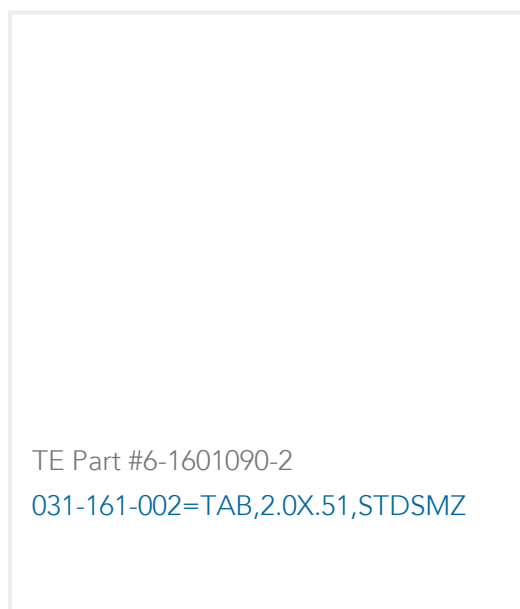
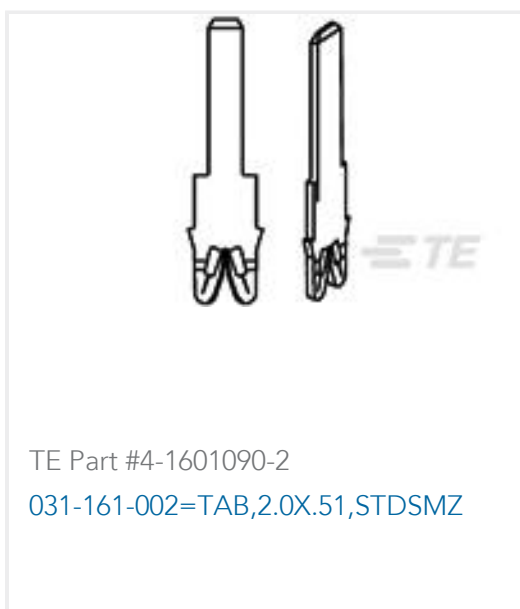




Also in the Series | **SIAMEZE**



Customers Also Bought





Documents

Product Drawings

[131-179-000=WIRE2WIRE,STD,SMZ](#)

English

CAD Files

[3D PDF](#)

3D

Customer View Model

[ENG_CVM_CVM_1601108-1_D_c-1601108-1-d.2d_dxf.zip](#)

English

Customer View Model

[ENG_CVM_CVM_1601108-1_D_c-1601108-1-d.3d_igs.zip](#)

English

Customer View Model

[ENG_CVM_CVM_1601108-1_D_c-1601108-1-d.3d_stp.zip](#)

English

By downloading the CAD file I accept and agree to the [Terms and Conditions](#) of use.

Datasheets & Catalog Pages

[Magnet Wire Terminals & Splices](#)

English

Product Specifications

[Application Specification](#)

English