




SIAMEZE

TE Internal #: 1601035-1

Tab, 4.75 mm [.187 in] Tab Width, .16 – 1.02 mm Magnet Wire, 34 – 18 AWG Magnet Wire, Insulation Displacement (IDC), SIAMEZE, Magnet Wire Terminals

[View on TE.com >](#)

Terminals & Splices > Magnet Wire Terminals



Magnet Wire Terminal Type: **Tab**

Mating Tab Width: **4.75 mm [.187 in]**

Mating Tab Thickness: **.81 mm [.032 in]**

Compatible With Cavity Size: **Size 1**

Magnet Wire Size: **34 – 18 AWG**

Features

Product Type Features

Compatible With Discrete Wire Type	Magnet Wire, Solid
------------------------------------	--------------------

Body Features

Compatible With Cavity Size	Size 1
-----------------------------	--------

Contact Features

Magnet Wire Terminal Type	Tab
Mating Tab Width	4.75 mm [.187 in]
Mating Tab Thickness	.81 mm [.032 in]
Terminal Plating Material	Unplated
Terminal Orientation	Straight

Termination Features

Termination Method to Wire & Cable	Insulation Displacement (IDC)
------------------------------------	-------------------------------

Mechanical Attachment

Mating Retention Type	Barbs, Hole
-----------------------	-------------



Dimensions

Terminal Height	8.38 mm [.33 in]
Magnet Wire Size	.16 – 1.02 mm
Stock Thickness (Magnet Wire Side)	.51 mm [.02 in]
Product Length	16.64 mm [.655 in]

Usage Conditions

Insulation Option	Uninsulated
-------------------	-------------

Operation/Application

Compatible With Wire Base Material	Copper
------------------------------------	--------

Packaging Features

Packaging Quantity	20000
Packaging Method	Reel

Product Compliance

[For compliance documentation, visit the product page on TE.com>](#)

EU RoHS Directive 2011/65/EU	Compliant
EU ELV Directive 2000/53/EC	Compliant
China RoHS 2 Directive MIIT Order No 32, 2016	No Restricted Materials Above Threshold
EU REACH Regulation (EC) No. 1907/2006	Current ECHA Candidate List: JAN 2025 (247) Candidate List Declared Against: JAN 2025 (247) Does not contain REACH SVHC
Halogen Content	Low Halogen - Br, Cl, F, I < 900 ppm per homogenous material. Also BFR/CFR/PVC Free
Solder Process Capability	Not applicable for solder process capability

Product Compliance Disclaimer

This information is provided based on reasonable inquiry of our suppliers and represents our current actual knowledge based on the information they provided. This information is subject to change. The part numbers that TE has identified as EU RoHS compliant have a maximum concentration of 0.1% by weight in homogenous materials for lead, hexavalent chromium, mercury, PBB, PBDE, DBP, BBP, DEHP, DIBP, and 0.01% for cadmium, or qualify for an exemption to these limits as defined in the Annexes of Directive 2011/65/EU (RoHS2). Finished electrical and electronic equipment products will be CE marked as required by Directive 2011/65/EU. Components may not be CE marked. Additionally, the part numbers that TE has identified as EU ELV compliant have a maximum concentration of 0.1% by weight in homogenous materials for lead, hexavalent chromium, and mercury, and 0.01% for cadmium, or qualify for an exemption to these limits as defined in the Annexes of Directive 2000/53/EC (ELV). Regarding the REACH Regulation, the information TE provides on SVHC in articles for this part number is based on the latest European Chemicals Agency (ECHA) 'Guidance on requirements for substances in articles' posted at this URL: <https://echa.europa.eu/guidance-documents/guidance-on-reach>

Compatible Parts



TE Part # 1601144-1
159-003-000=PIN.024SQ,MMD,SMZ



TE Part # 2-284937-1
TAB SIAMEZE CONTACT .250" x.03




TE Part # 1601040-1
SIAMEZE TERMINALS



TE Part # 1601035-2
TAB,187X032,STD,SMZ




TE Part # 293231-1
MULTI BARB SIAMEZE TERMINAL
STD RANGE



TE Part # 1601425
531-007-000=POCKET
SPECIFICATION

Also in the Series | SIAMEZE



Insertion & Extraction Tools(1)



Magnet Wire Terminals(191)

Customers Also Bought



TE Part #CAT-D48-ST273
DEUTSCH Solid Contacts



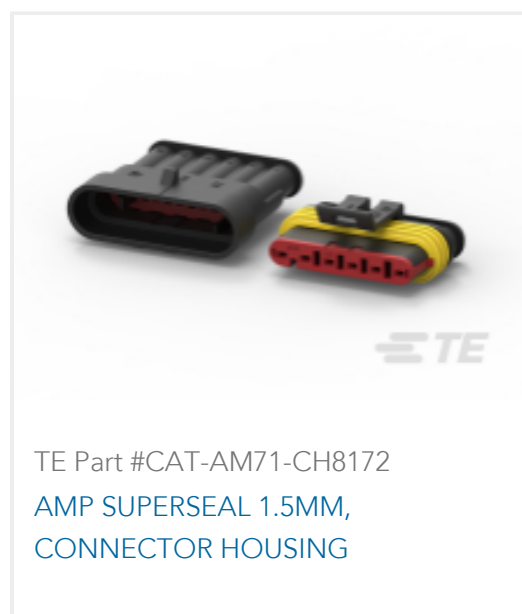
TE Part #CAT-D487-W416
Wedgelocks: DEUTSCH DT



TE Part #DT06-2S
PLG, 2P, GRY, N



TE Part #DT04-2P
REC, 2P, GRY, N



Documents

Product Drawings

[131-082-000=TAB,187X032,STDSMZ](#)

English

[131-082-000=TAB,187X032,STDSMZ](#)

English

CAD Files

Customer View Model

[ENG_CVM_CVM_1601035-1_D.2d_dxf.zip](#)

English

3D PDF

3D

Customer View Model

[ENG_CVM_CVM_1601035-1_D.3d_igs.zip](#)

English

Customer View Model

[ENG_CVM_CVM_1601035-1_D.3d_stp.zip](#)

English

By downloading the CAD file I accept and agree to the [Terms and Conditions](#) of use.

Datasheets & Catalog Pages

[1654742_HOUSEHOLD_APPLIANCES_RAST5](#)

English

[Magnet Wire Terminals & Splices](#)

English

[1-1773702-7 _IDC_Magnet_Wire](#)

English

Product Specifications

[Application Specification](#)

English