



DDR2 SO DIMM

TE Internal #: 1565918-4

Double Data Rate (DDR) 2, 5.2 mm [.205 in] Stack Height, Right Angle Module Orientation, 200 Position, DDR2 SO DIMM, SO DIMM Sockets

[View on TE.com >](#)

Connectors > Socket Connectors > Memory Sockets > SO DIMM Sockets > DDR2 SO DIMM Sockets



DRAM Type: **Double Data Rate (DDR) 2**

Stack Height: **5.2 mm [.205 in]**

Module Orientation: **Right Angle**

Number of Positions: **200**

Centerline (Pitch): **.6 mm [.024 in]**

[All DDR2 SO DIMM Sockets \(28\)](#)

Features

Product Type Features

Connector & Contact Terminates To	Printed Circuit Board
Connector System	Cable-to-Board
DRAM Type	Double Data Rate (DDR) 2

Configuration Features

Number of Bays	2
Number of Keys	1
Number of Rows	2
Module Orientation	Right Angle
Number of Positions	200

Electrical Characteristics

DRAM Voltage	1.8 V
--------------	-------

Signal Characteristics

SGRAM Voltage	1.8 V
---------------	-------

Body Features

Latch Plating Material	Tin
Latch Material	Stainless Steel



Module Key Type	SGRAM
Ejector Type	Locking
Ejector Location	Both Ends
Connector Profile	Standard

Contact Features

Contact Current Rating (Max)	.5 A
Memory Socket Type	Memory Card
Contact Base Material	Copper Alloy
PCB Contact Termination Area Plating Material	Gold Flash
Contact Mating Area Plating Material	Gold Flash

Termination Features

Insertion Style	Cam-In
Termination Method to PCB	Surface Mount

Mechanical Attachment

Connector Mounting Type	Board Mount
PCB Mount Retention Type	Solder Peg
Mating Alignment Type	Reverse Keying
PCB Mount Retention	With

Housing Features

Housing Material	High Temperature Thermoplastic
Housing Color	Black
Centerline (Pitch)	.6 mm[.024 in]

Dimensions

Stack Height	5.2 mm[.205 in]
Row-to-Row Spacing	6.2 mm[.244 in]

Usage Conditions

Operating Temperature Range	-55 – 85 °C[-67 – 185 °F]
-----------------------------	---------------------------

Operation/Application

Circuit Application	Power
---------------------	-------

Industry Standards

UL Flammability Rating	UL 94V-0
------------------------	----------

Packaging Features



Packaging Quantity	150
Packaging Method	Tape & Reel

Product Compliance

[For compliance documentation, visit the product page on TE.com>](#)

EU RoHS Directive 2011/65/EU	Compliant
EU ELV Directive 2000/53/EC	Compliant
China RoHS 2 Directive MIIT Order No 32, 2016	No Restricted Materials Above Threshold
EU REACH Regulation (EC) No. 1907/2006	Current ECHA Candidate List: JAN 2025 (247) Candidate List Declared Against: JAN 2025 (247) Does not contain REACH SVHC
Halogen Content	Low Halogen - Br, Cl, F, I < 900 ppm per homogenous material. Also BFR/CFR/PVC Free
Solder Process Capability	Reflow solder capable to 260°C

Product Compliance Disclaimer

This information is provided based on reasonable inquiry of our suppliers and represents our current actual knowledge based on the information they provided. This information is subject to change. The part numbers that TE has identified as EU RoHS compliant have a maximum concentration of 0.1% by weight in homogenous materials for lead, hexavalent chromium, mercury, PBB, PBDE, DBP, BBP, DEHP, DIBP, and 0.01% for cadmium, or qualify for an exemption to these limits as defined in the Annexes of Directive 2011/65/EU (RoHS2). Finished electrical and electronic equipment products will be CE marked as required by Directive 2011/65/EU. Components may not be CE marked. Additionally, the part numbers that TE has identified as EU ELV compliant have a maximum concentration of 0.1% by weight in homogenous materials for lead, hexavalent chromium, and mercury, and 0.01% for cadmium, or qualify for an exemption to these limits as defined in the Annexes of Directive 2000/53/EC (ELV). Regarding the REACH Regulation, the information TE provides on SVHC in articles for this part number is based on the latest European Chemicals Agency (ECHA) 'Guidance on requirements for substances in articles' posted at this URL: <https://echa.europa.eu/guidance-documents/guidance-on-reach>

Compatible Parts



Also in the Series | [DDR2 SO DIMM](#)




SO DIMM Sockets(24)

Customers Also Bought



TE Part #2349642-3
CAGE ASSY, 1X4, QSFP28, SPRING, HS, LP



TE Part #6368168-9
2X1 OFFSET ST/JK, 2 TOP BI-LED 12PNL GCP



TE Part #2149490-6
SFP+ Assy 2x8 Sprg Inner Lp Sn




TE Part #2289129-5
ZQSFP+ CAGE& CONN 2X2, EMI SPRING, 2 LP




TE Part #2309408-5
DDR4 SODIMM 260P 4.0H RVS




TE Part #2170790-2
CAGE ASSY, 1X4, QSFP28, SPRING, HS, LP




TE Part #1-2325185-1
RCPT CAGE ASSY W/ L-HS &2LP 1X2 QSFP-DD



TE Part #1-2325185-3
RCPT CAGE ASSY W/ L-HS &2LP 1X2 QSFP-DD



TE Part #3-2343522-4
SFP56 STACKED 2X2 RECEPTACLE ASSEMBLY



TE Part #3-2007637-5
SFP+ 2x2, SPR, 4 LP Enhanced, HF, NI

Documents

Product Drawings

[EMBOSS ASSY DDR2 SODIMM SOCKET 200P 5.2H](#)

English

CAD Files

[Customer View Model](#)

[ENG_CVM_CVM_1565918-4_D1.2d_dxf.zip](#)

English

[3D PDF](#)



3D

Customer View Model

[ENG_CVM_CVM_1565918-4_D1.3d_igs.zip](#)

English

Customer View Model

[ENG_CVM_CVM_1565918-4_D1.3d_stp.zip](#)

English

By downloading the CAD file I accept and agree to the [Terms and Conditions](#) of use.

Product Specifications

[Application Specification](#)

English