

1554901-1 ✓ ACTIVE



TE Internal #: 1554901-1

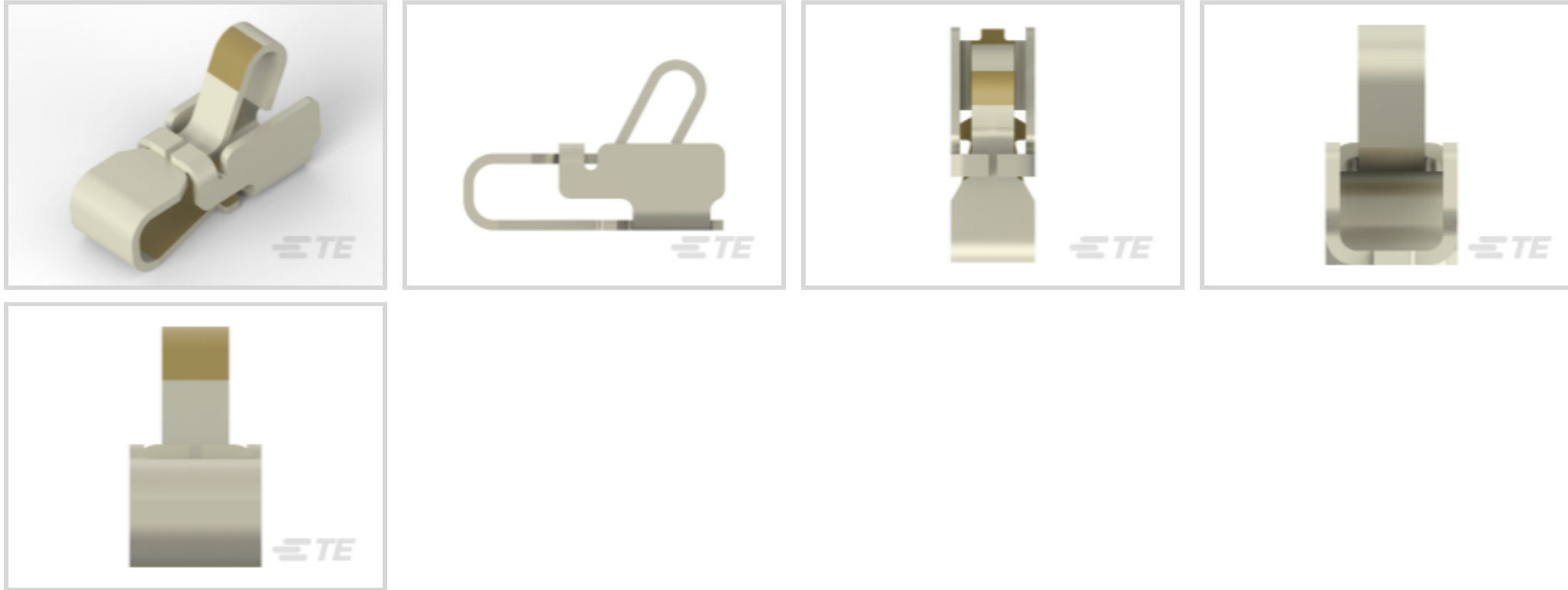
Preloaded - C-Clip PCB Spring Contact, 2 mm [.079 in]

Uncompressed Height, 3.15 mm [.124 in] Length, 1.1 mm [.043 in]

Width

[View on TE.com >](#)

Connectors > Contacts > PCB Spring Contacts



Spring Finger Type: **Preloaded - C-Clip**

Scalable: **No**

Side Protected: **No**

Uncompressed Height: **2 mm [.079 in]**

Product Length: **3.15 mm [.124 in]**

Features

Product Type Features

Connector & Contact Terminates To	Printed Circuit Board
Connector System	Board-to-Board
Spring Finger Type	Preloaded - C-Clip
Scalable	No

Configuration Features

Number of Positions	1
Side Protected	No

Contact Features

Contact Underplating Material	Nickel
Contact Base Material	Copper Alloy
PCB Contact Termination Area Plating Material	Gold
Contact Working Range (Low)	1.15 mm[.045 in]
Contact Working Range (High)	1.6 mm[.063 in]
Point of Contact Area Plating Material	Gold



Contact Current Rating (Max)	1.5 A
------------------------------	-------

Dimensions

Uncompressed Height	2 mm [.079 in]
Product Length	3.15 mm [.124 in]
Product Width	1.1 mm [.043 in]

Usage Conditions

Operating Temperature Range	-40 – 85 °C [-40 – 185 °F]
-----------------------------	----------------------------

Operation/Application

Circuit Application	Signal
---------------------	--------

Packaging Features

Packaging Method	Tape & Reel
Packaging Quantity	6000

Product Compliance

[For compliance documentation, visit the product page on TE.com>](#)

EU RoHS Directive 2011/65/EU	Compliant
EU ELV Directive 2000/53/EC	Compliant
China RoHS 2 Directive MIIT Order No 32, 2016	No Restricted Materials Above Threshold
EU REACH Regulation (EC) No. 1907/2006	Current ECHA Candidate List: JAN 2025 (247) Candidate List Declared Against: JAN 2025 (247) Does not contain REACH SVHC
Halogen Content	Low Halogen - Br, Cl, F, I < 900 ppm per homogenous material. Also BFR/CFR/PVC Free
Solder Process Capability	Reflow solder capable to 260°C

Product Compliance Disclaimer

This information is provided based on reasonable inquiry of our suppliers and represents our current actual knowledge based on the information they provided. This information is subject to change. The part numbers that TE has identified as EU RoHS compliant have a maximum concentration of 0.1% by weight in homogenous materials for lead, hexavalent chromium, mercury, PBB, PBDE, DBP, BBP, DEHP, DIBP, and 0.01% for cadmium, or qualify for an exemption to these limits as defined in the Annexes of Directive 2011/65/EU (RoHS2). Finished electrical and electronic equipment products will be CE marked as required by Directive 2011/65/EU. Components may not be CE marked. Additionally, the part numbers that TE has identified as EU ELV compliant have a maximum concentration of 0.1% by weight in homogenous materials for lead, hexavalent chromium, and mercury, and 0.01% for cadmium, or qualify for an exemption to these limits as defined in the Annexes of Directive 2000/53/EC (ELV). Regarding the REACH Regulation, the information TE provides on SVHC in articles for this part number is based on the latest European Chemicals Agency (ECHA) 'Guidance on requirements for substances in articles' posted at this URL: <https://echa.europa.eu/guidance-documents/guidance-on-reach>

Compatible Parts

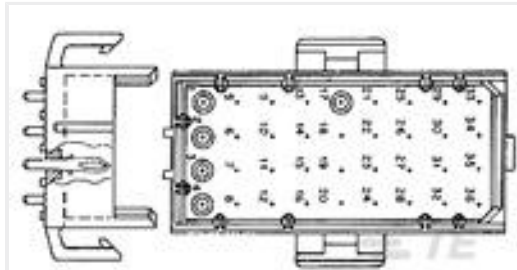


TE Part # 2305018-2
USB TYPE C, REC IPX8 ON BOARD
DUAL SMT




TE Part # 2822541-1
PUSH-PUSH MICRO SIM
CONNECTOR

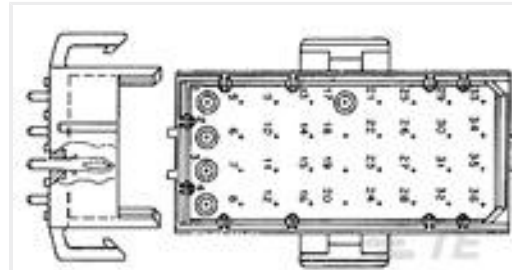
Customers Also Bought



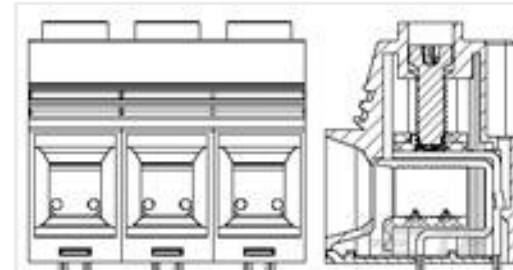
TE Part #2-640503-2
15P MR HDR ASSY VO LF



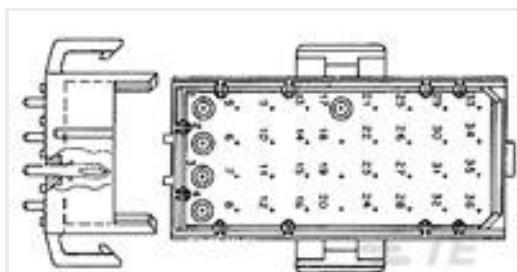
TE Part #CAT-AM74-UN384H
AMP-LATCH UNIVERSAL HEADERS



TE Part #640506-2
36P MR HDR ASSY V0




TE Part #1986242-2
Power Connector, 15.0mm, Green, 2
posn



TE Part #2-640501-2
09P MR HDR ASSY VO LF



TE Part #641215-6
06P MTA100 HDR ASSY FL/ST 30AU



TE Part #2-84982-0
1MM FFC SMT V ASSY 20P EMBOSS



TE Part #3-644694-6
06P MTA100 R/A HDR RETENTIVE



TE Part #9-1879225-2
CPF 0603 402K 0.1% 25PPM 1K RL

Documents

Product Drawings

[SHIELD FINGER 2011 EMBOSS PACKING](#)

English

CAD Files

[Customer View Model](#)



[ENG_CVM_CVM_1554901-1_A.2d_dxf.zip](#)

English

[3D PDF](#)

3D

Customer View Model

[ENG_CVM_CVM_1554901-1_A.3d_igs.zip](#)

English

Customer View Model

[ENG_CVM_CVM_1554901-1_A.3d_stp.zip](#)

English

By downloading the CAD file I accept and agree to the [Terms and Conditions](#) of use.

[Product Specifications](#)

[Application Specification](#)

English