



Dynamic Series | Dynamic 2000 Series

TE Internal #: 1318107-1

Receptacle Contact, Gold (Au), 250 VAC, Locking Lance Contact Retention, Discrete Wire, 22 – 18 AWG, .34 – .86 mm² Wire, Crimp, Dynamic 2000 Series

[View on TE.com >](#)

Connectors > Contacts > Connector Contacts > Contact: Component To Wire ; 5A, 28-18 wire size, gold plated



Contact Type: **Receptacle**

Contact Mating Area Plating Material: **Gold (Au)**

Operating Voltage: **250 VAC**

Contact Retention Within Housing: **With**

Contact Retention Type Within Housing: **Locking Lance**

[All Contact: Component To Wire ; 5A, 28-18 wire size, gold plated \(10\)](#)

Features

Product Type Features

Discrete Wire Type	Solid or Stranded
Sealable	No

Configuration Features

Compatible With Wire & Cable Type	Discrete Wire
-----------------------------------	---------------

Electrical Characteristics

Operating Voltage	250 VAC
-------------------	---------

Contact Features

Contact Underplating Material	Nickel
Contact Orientation	Straight
Contact Mating Area Plating Material Thickness	.38 μm[15 μin]
Mating Tab Width	.9 mm[.035 in]
Contact Length	15.58 mm[.613 in]



Mating Tab Thickness	.5 mm[.019 in]
----------------------	----------------

Barrel Type	Open
-------------	------

Contact Type	Receptacle
--------------	------------

Contact Mating Area Plating Material	Gold (Au)
--------------------------------------	-----------

Contact Retention Within Housing	With
----------------------------------	------

Contact Base Material	Copper Alloy
-----------------------	--------------

Contact Current Rating (Max)	5 A
------------------------------	-----

Termination Features

Termination Method to Wire & Cable	Crimp
------------------------------------	-------

Product Terminates To	Wire & Cable
-----------------------	--------------

Mechanical Attachment

Wire Insulation Support	With
-------------------------	------

Contact Retention Type Within Housing	Locking Lance
---------------------------------------	---------------

Dimensions

Compatible Insulation Diameter Range	1.27 – 1.9 mm[.048 – .075 in]
--------------------------------------	-------------------------------

Wire Size	.34 – .86 mm ²
-----------	---------------------------

Usage Conditions

Operating Temperature Range	-55 – 105 °C[-67 – 221 °F]
-----------------------------	----------------------------

Operation/Application

Circuit Application	Power & Signal
---------------------	----------------

Packaging Features

Packaging Quantity	15000
--------------------	-------

Packaging Method	Bag & Box
------------------	-----------

Product Compliance

[For compliance documentation, visit the product page on TE.com>](#)

EU RoHS Directive 2011/65/EU	Compliant
------------------------------	-----------

EU ELV Directive 2000/53/EC	Compliant
-----------------------------	-----------

China RoHS 2 Directive MIIT Order No 32, 2016	No Restricted Materials Above Threshold
---	---

EU REACH Regulation (EC) No. 1907/2006	Current ECHA Candidate List: JAN 2025 (247) Candidate List Declared Against: JAN 2025 (247)
--	--



Does not contain REACH SVHC

Halogen Content

Low Halogen - Br, Cl, F, I < 900 ppm per homogenous material. Also BFR/CFR/PVC Free

Solder Process Capability

Not applicable for solder process capability

Product Compliance Disclaimer

This information is provided based on reasonable inquiry of our suppliers and represents our current actual knowledge based on the information they provided. This information is subject to change. The part numbers that TE has identified as EU RoHS compliant have a maximum concentration of 0.1% by weight in homogenous materials for lead, hexavalent chromium, mercury, PBB, PBDE, DBP, BBP, DEHP, DIBP, and 0.01% for cadmium, or qualify for an exemption to these limits as defined in the Annexes of Directive 2011/65/EU (RoHS2). Finished electrical and electronic equipment products will be CE marked as required by Directive 2011/65/EU. Components may not be CE marked. Additionally, the part numbers that TE has identified as EU ELV compliant have a maximum concentration of 0.1% by weight in homogenous materials for lead, hexavalent chromium, and mercury, and 0.01% for cadmium, or qualify for an exemption to these limits as defined in the Annexes of Directive 2000/53/EC (ELV). Regarding the REACH Regulation, the information TE provides on SVHC in articles for this part number is based on the latest European Chemicals Agency (ECHA) 'Guidance on requirements for substances in articles' posted at this URL: <https://echa.europa.eu/guidance-documents/guidance-on-reach>

Compatible Parts



TE Part # 1276716-1
EXT-TOOL FOR DYNAMIC D2 CONN




TE Part # CAT-D9934-A66A
Receptacle and Tab Housing: 2.5 mm Pitch, 250V




TE Part # 91595-1
CCII D-2 M REC TAB 22-18 ASSY


Also in the Series | Dynamic 2000 Series



Connector Contacts(10)



Connector Hardware(3)



Insertion & Extraction Tools(2)



PCB Headers & Receptacles(58)



Power Contacts(10)



Rectangular Power Connectors(53)



Wire-to-Board Headers & Receptacles (58)

Customers Also Bought



TE Part #CAT-D9934-A83
Contact: Component To Wire ; 20-45A , 20-8 wire size



TE Part #CAT-D9934-A75A
Receptacle and Tab Housing: 3.81 mm pitch, 250V



TE Part #1318112-1
DYNAMIC D-2 TAB CONT S L/P



TE Part #3-178128-3
DYNAMIC D3200 REC HSG 3P SGL Z



TE Part #CAT-D9934-A75
Contact: Component To Wire; 15A, 28-14 wire size



TE Part #CAT-D9934-A66A
Receptacle and Tab Housing: 2.5 mm Pitch, 250V

Documents

Product Drawings

[DYNAMIC D-2000 REC CONT M L/P](#)

English

CAD Files

Customer View Model

[ENG_CVM_1318107-1_A.3d_igs.zip](#)

English

Customer View Model

[ENG_CVM_1318107-1_A.3d_stp.zip](#)

English

Customer View Model

[ENG_CVM_1318107-1_A.2d_dxf.zip](#)

English

3D PDF

English

By downloading the CAD file I accept and agree to the [Terms and Conditions](#) of use.



Product Specifications

Dynamic Connector D-2000 Series

Japanese

Application Specification

Japanese

Instruction Sheets

Instruction Sheet (non U.S.)

Japanese

Instruction Sheet (non U.S.)

Japanese

Agency Approvals

TUV Certificate

English

TUV Certificate

English

TUV Certificate

English