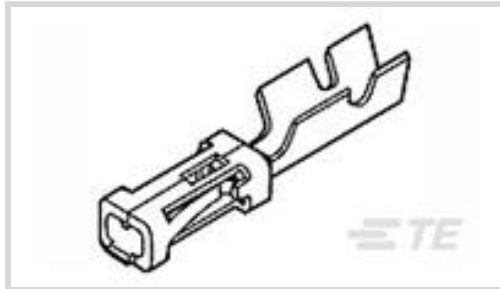




Connectors > Contacts > Connector Contacts



Contact Type: **Socket**

Contact Mating Area Plating Material: **Gold (Au)**

Wire Contact Termination Area Plating Material: **Gold Flash**

Operating Voltage: **250 VAC**

Contact Retention Within Housing: **With**

Features

Product Type Features

Discrete Wire Type	Stranded
Applied Pressure	Standard
Sealable	No

Configuration Features

Compatible With Wire & Cable Type	Discrete Wire
-----------------------------------	---------------

Electrical Characteristics

Termination Resistance	12 mΩ
Insulation Resistance	5000 MΩ
Dielectric Withstanding Voltage (Max)	750 V
Operating Voltage	250 VAC

Contact Features

Contact Underplating Material	Nickel
Contact Orientation	Straight
Contact Underplating Material Thickness	1.27 μm[50 μin]
Contact Mating Area Plating Material Thickness	.76 μm[30 μin]
Mating Square Post Dimension	.64 mm[.025 in]
Contact Length	11.3 mm[.445 in]
Barrel Type	Open



Contact Type	Socket
Contact Mating Area Plating Material	Gold (Au)
Wire Contact Termination Area Plating Material	Gold Flash
Contact Retention Within Housing	With
Contact Size	.64mm
Contact Base Material	Beryllium Copper
Contact Current Rating (Max)	3 A

Termination Features

Termination Method to Wire & Cable	Crimp
Product Terminates To	Wire & Cable

Mechanical Attachment

Wire Insulation Support	With
Contact Retention Type Within Housing	Locking Lance

Dimensions

Compatible Insulation Diameter Range	.5 – 1.02 mm [.02 – .04 in]
Wire Size	59.2 – 197.35 CMA

Usage Conditions

Operating Temperature Range	-65 – 105 °C [-85 – 221 °F]
-----------------------------	-----------------------------

Operation/Application

Circuit Application	Power & Signal
---------------------	----------------

Industry Standards

Compatible With Approved Standards Products	CSA LR7189, UL E28476
---	-----------------------

Packaging Features

Packaging Quantity	12500
Packaging Method	Reel

Product Compliance

[For compliance documentation, visit the product page on TE.com>](#)

EU RoHS Directive 2011/65/EU	Compliant
EU ELV Directive 2000/53/EC	Compliant
China RoHS 2 Directive MIIT Order No 32, 2016	No Restricted Materials Above Threshold
EU REACH Regulation (EC) No. 1907/2006	



Current ECHA Candidate List: JAN 2025
(247)
Candidate List Declared Against: JAN 2025
(247)
Does not contain REACH SVHC

Halogen Content
Low Halogen - Br, Cl, F, I < 900 ppm per homogenous material. Also BFR/CFR/PVC Free

Solder Process Capability
Not applicable for solder process capability

Product Compliance Disclaimer

This information is provided based on reasonable inquiry of our suppliers and represents our current actual knowledge based on the information they provided. This information is subject to change. The part numbers that TE has identified as EU RoHS compliant have a maximum concentration of 0.1% by weight in homogenous materials for lead, hexavalent chromium, mercury, PBB, PBDE, DBP, BBP, DEHP, DIBP, and 0.01% for cadmium, or qualify for an exemption to these limits as defined in the Annexes of Directive 2011/65/EU (RoHS2). Finished electrical and electronic equipment products will be CE marked as required by Directive 2011/65/EU. Components may not be CE marked. Additionally, the part numbers that TE has identified as EU ELV compliant have a maximum concentration of 0.1% by weight in homogenous materials for lead, hexavalent chromium, and mercury, and 0.01% for cadmium, or qualify for an exemption to these limits as defined in the Annexes of Directive 2000/53/EC (ELV). Regarding the REACH Regulation, the information TE provides on SVHC in articles for this part number is based on the latest European Chemicals Agency (ECHA) 'Guidance on requirements for substances in articles' posted at this URL: <https://echa.europa.eu/guidance-documents/guidance-on-reach>

Compatible Parts




KIT
REPRESENTATION ONLY

TE Part # 7-2836135-7
[OCEAN_2.0_SPARE_PART_KIT-033F055O](#)




TE Part # 2836135-2
[OCEAN_2.0_APPLICATOR-S-033F055OA-SSA](#)


Also in the Series | AMPMODU IV/V




Board-to-Board Headers & Receptacles(517)



Connector Caps & Covers(11)




Connector Contacts(270)




Connector Hardware(10)




Power Contacts(206)



Rectangular Connector Housings(5)



Standard Rectangular Connectors(8)



Wire-to-Board Connector Assemblies & Housings(393)


Customers Also Bought



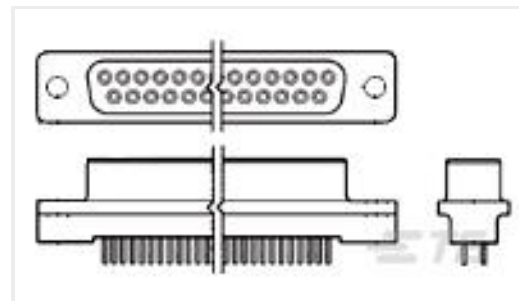
TE Part #1-111196-8
20 RCPT SYSTEM 50, LEAD FREE




TE Part #CONMMCX001-SMD
MMCX Jack 50 Ohm PCB Surface Mount



TE Part #103653-3
04 MTE SHRD PIN HSG SR LATCH



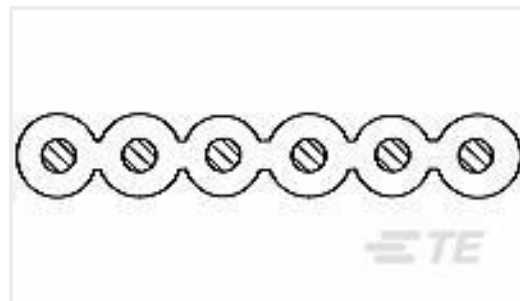
TE Part #5207828-4
HD-20 RCPT 25P VERT




TE Part #1-2176535-3
RLW73 A2 1% R10 200ppm 5k RL



TE Part #499252-8
016 STRAIN RELIEF A-L RCPT




TE Part #1-57013-5
/RIB/30x30/-/PVC/UL2678/GY/-/



TE Part #1-87631-5
20 MODIV HSG COMP DR .100 POL



TE Part #1939708-1
Industrial Ethernet Cat5e (AWG



TE Part #2217343-1
ASSY, OPERATOR INTERFACE

Documents

Product Drawings

[MOD IV RECP PLTD 30 SEL](#)

English

CAD Files

[3D PDF](#)

3D

Customer View Model

[ENG_CVM_CVM_102917-1_AD.2d_dxf.zip](#)



English

Customer View Model

[ENG_CVM_CVM_102917-1_AD.3d_igs.zip](#)

English

Customer View Model

[ENG_CVM_CVM_102917-1_AD.3d_stp.zip](#)

English

By downloading the CAD file I accept and agree to the [Terms and Conditions](#) of use.

Datasheets & Catalog Pages

[AMP MODU IV & V Section of Catalog 1307819](#)

English

[AMPMODU_INTERCONNECTION_SYSTEM_SECTION5_CONT](#)

English

Product Specifications

[Application Specification](#)

English