



AMPLIMITE | AMPLIMITE 0.50 Series

TE Internal #: 1-749611-2

TE Internal Description: 26 50SR PANEL MOUNT RCPT

IDC D-Sub: Receptacle Assembly, Panel Mount, Signal, 1.27 mm

[View on TE.com >](#)

Connectors > D-Shaped Connectors > IDC D-Sub: Receptacle Assembly, Panel Mount, Signal, 1.27 mm



Number of Positions: 26

Connector & Housing Type: Receptacle

Connector System: Cable-to-Panel

Connector Mounting Type: Panel Mount

Centerline (Pitch): 1.27 mm [.05 in]

[All IDC D-Sub: Receptacle Assembly, Panel Mount, Signal, 1.27 mm \(11\)](#)

Features

Product Type Features

Connector Product Type	Connector Assembly
Connector & Housing Type	Receptacle
Connector System	Cable-to-Panel
Connector & Contact Terminates To	Wire & Cable

Configuration Features

Compatible With Wire & Cable Type	Ribbon Cable, Round Jacketed Cable
Number of Rows	2
Number of Positions	26

Body Features

Cover Material	Thermoplastic
Shell Plating Material	Nickel over Copper
Ribbon Cable Centerline Spacing	.64 mm[.025 in]
Primary Product Color	Black

Contact Features

Contact Underplating Material	Nickel
	30 µin
Wire Contact Termination Area Plating Material	Tin
Contact Mating Area Plating Material	Gold (Au)
Contact Base Material	Phosphor Bronze
Contact Current Rating (Max)	1 A

Termination Features

Termination Cover Method	Assembled
Termination Cover Type	Non Lacing
Termination Cover	With
Termination Method to Wire & Cable	Insulation Displacement (IDC)

Mechanical Attachment

Mating Retention Type	Rails
Thread Size	2-56
Mounting Feature Plating Material	Nickel over Copper
Mounting Feature Material	Zinc
Mating Retention	With
Connector Mounting Type	Panel Mount

Housing Features

Housing Material	Thermoplastic
Shell Material	Steel
Centerline (Pitch)	1.27 mm[.05 in]

Dimensions

Compatible Insulation Diameter Range	.74 – .91 mm[.029 – .036 in]
Compatible Insulation Diameter (Max)	.91 mm
Solid Wire Size	.05 – .1 mm ²
Wire Size	30 – 28 AWG

Usage Conditions

Operating Temperature Range	-55 – 105 °C[-67 – 221 °F]
-----------------------------	----------------------------

Operation/Application

Shielded	No
----------	----

Circuit Application

Signal

Industry Standards

UL Flammability Rating

UL 94V-0

Packaging Features

Packaging Quantity

14

Packaging Method

Tube

Product Compliance

For compliance documentation, visit the product page on [TE.com](#)>

EU RoHS Directive 2011/65/EU

Compliant

EU ELV Directive 2000/53/EC

Compliant

China RoHS 2 Directive MIIT Order No 32, 2016

No Restricted Materials Above Threshold

EU REACH Regulation (EC) No. 1907/2006

Current ECHA Candidate List: JAN 2025
(247)
Candidate List Declared Against: JAN 2022
(223)
Does not contain REACH SVHC

Halogen Content

Not Low Halogen - contains Br or Cl > 900
ppm.

Solder Process Capability

Not applicable for solder process capability

Product Compliance Disclaimer


This information is provided based on reasonable inquiry of our suppliers and represents our current actual knowledge based on the information they provided. This information is subject to change. The part numbers that TE has identified as EU RoHS compliant have a maximum concentration of 0.1% by weight in homogenous materials for lead, hexavalent chromium, mercury, PBB, PBDE, DBP, BBP, DEHP, DIBP, and 0.01% for cadmium, or qualify for an exemption to these limits as defined in the Annexes of Directive 2011/65/EU (RoHS2). Finished electrical and electronic equipment products will be CE marked as required by Directive 2011/65/EU. Components may not be CE marked. Additionally, the part numbers that TE has identified as EU ELV compliant have a maximum concentration of 0.1% by weight in homogenous materials for lead, hexavalent chromium, and mercury, and 0.01% for cadmium, or qualify for an exemption to these limits as defined in the Annexes of Directive 2000/53/EC (ELV). Regarding the REACH Regulation, the information TE provides on SVHC in articles for this part number is based on the latest European Chemicals Agency (ECHA) 'Guidance on requirements for substances in articles' posted at this URL: <https://echa.europa.eu/guidance-documents/guidance-on-reach>

Compatible Parts




TE Part # 749611-1
26 50SR PANEL MOUNT RCPT

Also in the Series | **AMPLIMITE 0.50 Series**



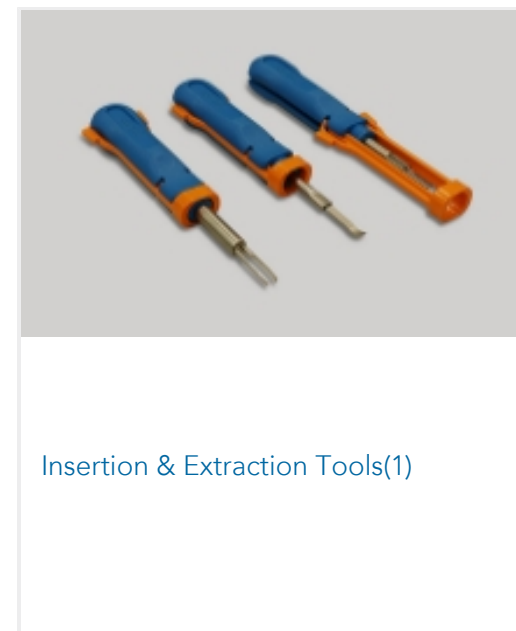
Connector Backshells(21)



Connector Caps & Covers(20)



IDC D-Sub Connectors(69)



Insertion & Extraction Tools(1)



Panel Mount D-Sub Connectors(28)



PCB D-Sub Connectors(172)

Customers Also Bought



TE Part #5227726-3
ISOLATED BNC SOLDER JACK ASSY



TE Part #749608-2
26 50SR KIT, ST, UK



TE Part #5747842-4
25 MSFL PLUG RA 318 (IN,FM,BL)

Documents

Product Drawings

26 50SR PANEL MOUNT RCPT

English

CAD Files

Customer View Model

ENG_CVM_1-749611-2_T.3d_igs.zip



English

Customer View Model

[ENG_CVM_1-749611-2_T.3d_stp.zip](#)

English

Customer View Model

[ENG_CVM_1-749611-2_T.2d_dxf.zip](#)

English

[3D PDF](#)

English

[3D PDF](#)

3D

Customer View Model

[ENG_CVM_CVM_1-749611-2_N.2d_dxf.zip](#)

English

Customer View Model

[ENG_CVM_CVM_1-749611-2_N.3d_igs.zip](#)

English

Customer View Model

[ENG_CVM_CVM_1-749611-2_N.3d_stp.zip](#)

English

By downloading the CAD file I accept and agree to the [Terms and Conditions](#) of use.

Product Specifications

[Application Specification](#)

English

Agency Approvals

[UL](#)

English