

1-1415012-1 ✓ ACTIVE

SCHRACK | SCHRACK SR2

TE Internal #: 1-1415012-1

Force-Guided Relay, DC, Monostable, 2 Form C DPDT-CO, 6 A  
Contact Rating, 110 VDC Coil Voltage, 250 VAC Contact Voltage, .7  
W Coil Power, SCHRACK SR2

[View on TE.com >](#)



Relays & Contactors > Electromechanical Relays > Force Guided Relay with 2 contacts



Relay & Contactor Type: **Force-Guided Relay**

Current Type: **DC**

Coil Magnetic System: **Monostable**

Contact Arrangement: **2 Form C DPDT-CO**

Contact Current Rating: **6 A**

[All Force Guided Relay with 2 contacts \(21\)](#)

## Features

### Product Type Features

Relay & Contactor Type	Force-Guided Relay
------------------------	--------------------

### Configuration Features

Contact Number of Poles	2
Contact Arrangement	2 Form C DPDT-CO

### Electrical Characteristics

Contact Limiting Short-Time Current	6 A
Contact Limiting Making Current	6 A
Contact Limiting Continuous Current	6 A
Contact Limiting Breaking Current	6 A
Insulation Initial Dielectric Between Open Contacts	1500 Vrms
Insulation Initial Dielectric Between Adjacent Contacts	3000 Vrms
Contact Switching Voltage (Max)	400 VAC
Contact Switching Load (Min)	10mA @ 5V
Coil Resistance	17285 $\Omega$
Contact Current Rating	6 A
Coil Voltage Rating	110 VDC
Contact Voltage Rating	250 VAC



Coil Power Rating DC	.7 W
----------------------	------

Insulation Initial Dielectric Between Contacts & Coil	4000 Vrms
---	-----------

### Body Features

Product Weight	20 g[.706 oz]
----------------	---------------

Enclosure Type	Flux Resistant Automatic Solder Capable & Washable
----------------	--

### Contact Features

Contact Material	AgNi
------------------	------

### Termination Features

Main Termination & Connection Type	Solder Pins
------------------------------------	-------------

Coil Termination & Connection Type	Solder Pins
------------------------------------	-------------

### Mechanical Attachment

Product Mount Type	Board Mount
--------------------	-------------

### Dimensions

Insulation Clearance Between Contact & Coil	8 mm[.315 in]
---	---------------

Insulation Creepage Between Contact & Coil	8 mm[.315 in]
--	---------------

Product Width	12.6 mm[.496 in]
---------------	------------------

Product Length	29 mm[1.14 in]
----------------	----------------

Product Height	25.5 mm[1 in]
----------------	---------------

### Usage Conditions

Operating Temperature Range	-40 – 70 °C[-40 – 158 °F]
-----------------------------	---------------------------

Environmental Category of Protection	RTIII
--------------------------------------	-------

Environmental Ambient Temperature (Max)	70 °C[158 °F]
---	---------------

### Operation/Application

Current Type	DC
--------------	----

Coil Magnetic System	Monostable
----------------------	------------

### Product Availability

Product Availability	Worldwide
----------------------	-----------

### Packaging Features

Packaging Method	Box & Tube, Tube
------------------	------------------

### Other



Coil Power Rating Class	.6 – .8 W
Contact Current Class	5 – 10 A
Environmental Ambient Temperature Class	50 – 70 °C
Height Class (Mechanical)	25 – 30 mm
Length Class (Mechanical)	25 – 30 mm
Width Class (Mechanical)	12 – 16 mm

## Product Compliance

[For compliance documentation, visit the product page on TE.com>](#)

EU RoHS Directive 2011/65/EU	Compliant
EU ELV Directive 2000/53/EC	Compliant
China RoHS 2 Directive MIIT Order No 32, 2016	No Restricted Materials Above Threshold
EU REACH Regulation (EC) No. 1907/2006	Current ECHA Candidate List: JAN 2025 (247) Candidate List Declared Against: JAN 2025 (247) SVHC > Threshold: Methanone, (diphenylphosphinyl)(2,4,6-trimethylphenyl)- (2% in 10539788067) <b>Article Safe Usage Statements:</b> Wash thoroughly after handling. Do not handle until all safety precautions have been read and understood. Recycle if possible and dispose of the article by following all applicable governmental regulations relevant to your geographic location.
Halogen Content	Not Low Halogen - contains Br or Cl > 900 ppm.
Solder Process Capability	Wave solder capable to 260°C

### Product Compliance Disclaimer

This information is provided based on reasonable inquiry of our suppliers and represents our current actual knowledge based on the information they provided. This information is subject to change. The part numbers that TE has identified as EU RoHS compliant have a maximum concentration of 0.1% by weight in homogenous materials for lead, hexavalent chromium, mercury, PBB, PBDE, DBP, BBP, DEHP, DIBP, and 0.01% for cadmium, or qualify for an exemption to these limits as defined in the Annexes of Directive 2011/65/EU (RoHS2). Finished electrical and electronic equipment products will be CE marked as required by Directive 2011/65/EU. Components may not be CE marked. Additionally, the part numbers that TE has identified as EU ELV compliant have a maximum concentration of 0.1% by weight in homogenous materials for lead, hexavalent chromium, and mercury, and 0.01% for cadmium, or qualify for an exemption to these limits as defined in the Annexes of Directive 2000/53/EC (ELV). Regarding the REACH Regulation, the information TE provides on SVHC in articles for this part number is based on the latest European Chemicals Agency (ECHA) 'Guidance on requirements for substances in articles' posted at this URL: <https://echa.europa.eu/guidance-documents/guidance-on-reach>

## Compatible Parts

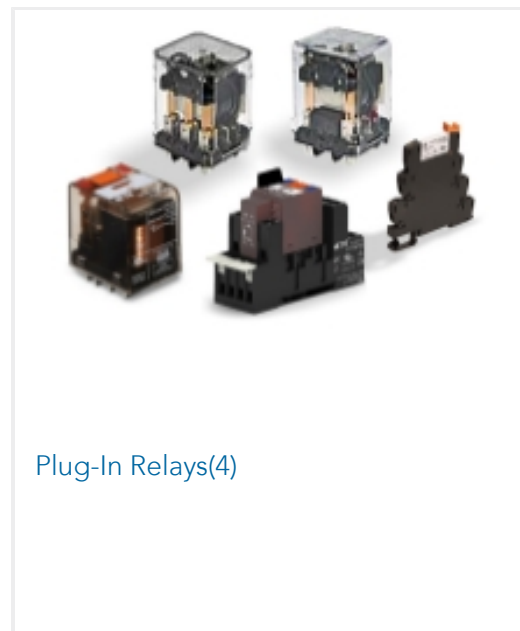


TE Part # 8-1415543-0  
V23047-P1110-A501

### Also in the Series | SCHRACK SR2



PCB Relays(17)



Plug-In Relays(4)


### Customers Also Bought



TE Part #1-1393130-0  
PRD-7AY0-240=PRD



TE Part #644752-8  
08P MTA156 HDR ASSY SQ STR F/L



TE Part #5-1393028-1  
ODCM-5 = SLIM PCB MOUNT,3A,60V  
DC-DC I/p



TE Part #644752-7  
07P MTA156 HDR ASSY SQ STR F/L



TE Part #9-1415036-1  
PTMT00A0



TE Part #5-2176231-3  
3522 1K5 1% 3W



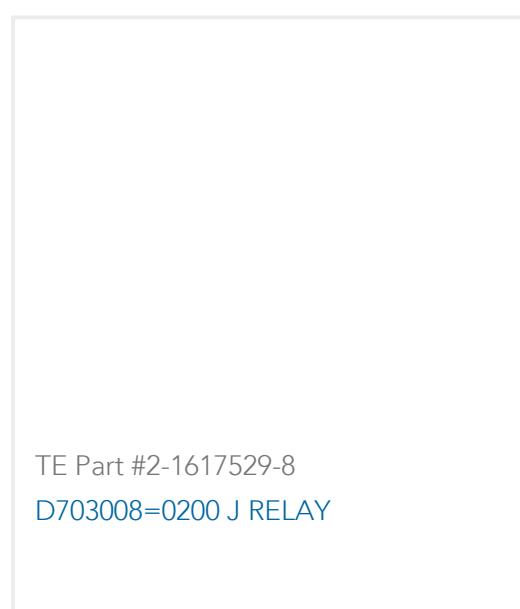
TE Part #2-1393237-3  
RT314024F



TE Part #2-1415012-1  
V23047-A1110-A511



TE Part #6-1393766-0  
R10-E1Y6-V1.5K=R10



TE Part #2-1617529-8  
D703008=0200 J RELAY



## Documents

### CAD Files

#### 3D PDF

3D

Customer View Model

[ENG\\_CVM\\_CVM\\_1-1415012-1\\_F.2d\\_dxf.zip](#)

English

Customer View Model

[ENG\\_CVM\\_CVM\\_1-1415012-1\\_F.3d\\_igs.zip](#)

English

Customer View Model

[ENG\\_CVM\\_CVM\\_1-1415012-1\\_F.3d\\_stp.zip](#)

English

By downloading the CAD file I accept and agree to the [Terms and Conditions](#) of use.

### Datasheets & Catalog Pages

#### SR2M

English

### Product Specifications

#### Definitions General Purpose Relays

English

### Agency Approvals

#### VDE Certificate

English