



RFU630-13110

RFU63x

RFID

SICK
Sensor Intelligence.



Ordering information

| Type | Part no. |
|--------------|----------|
| RFU630-13110 | 1073442 |

Other models and accessories → www.sick.com/RFU63x



Detailed technical data

Features

| | |
|---------------------------------|---|
| Version | Long Range |
| Product category | RFID read/write device with integrated antenna |
| Radio approval | Korea (RFID/USN 등의 무선설비) |
| Frequency band | UHF (860 MHz ... 960 MHz) |
| Carrier frequency | 917.3 MHz ... 920.3 MHz |
| Output power | 4 W (EIRP, with integrated antenna, alternatively 30 dBm at the external antenna port, output power adjustable) |
| RFID standard | EPCglobal UHF Class 1 Generation 2, ISO/IEC 18000-6 C, RAIN |
| Modulation | PR-ASK, DSB-ASK |
| Aperture angle | 72° |
| Read range | ≤ 10 m ¹⁾ |
| Antenna | Integrated |
| Transmitting power | Adjustable |
| Polarization | Circular |
| Axial ratio | Typ. 2 dB |
| Front-to-back ratio | > 17 dB |
| Connection of external antennas | 3 (Up to + 30 dBm, can be adjusted separately) |
| Bulk reading | ✓ |
| Further functions | Diagnosis, updatable firmware, freely programmable data output format, Heartbeat, triggering, SICK AppSpace functionalities can be enabled with the SD card accessory SDK6U-P00100 (for firmware ≥ 2.0.0) |

¹⁾ Depending on transponder used and ambient conditions.

Mechanics/electronics

| | |
|------------------------|---|
| Connection type | 1 x M12, 17-pin male connector, A-coded |
|------------------------|---|

| | |
|-------------------------------|---|
| | 1 x M12, 4-pin female connector, D-coded 1 x USB, 5-pin micro-B socket |
| Supply voltage | 18 V DC ... 30 V DC |
| Power consumption | Typ. 20 W |
| Housing material | Aluminum die cast |
| Housing color | Blue, black, silver |
| Enclosure rating | IP67 |
| Protection class | III |
| Weight | 2.6 kg |
| Dimensions (L x W x H) | 239 mm x 239 mm x 64 mm |
| MTBF | > 100 years |

Interfaces

| | |
|------------------------------|--|
| Ethernet | ✓, TCP/IP, OPC UA |
| Remark | Companion Spec V1.0 from firmware 2.20 |
| Function | Data interface (read result output), Service interface |
| Data transmission rate | 10/100 MBit/s |
| PROFINET | ✓ |
| Function | PROFINET Single Port, PROFINET Dual Port (optional via external connection module CDF600-2), Data interface (read result output) |
| Data transmission rate | 10/100 MBit/s |
| EtherNet/IP™ | ✓ |
| Function | Data interface (read result output) |
| Data transmission rate | 10/100 MBit/s |
| EtherCAT | ✓ |
| Type of fieldbus integration | Optional over external fieldbus module CDF600 |
| Function | Data interface (read result output) |
| Serial | ✓, RS-232, RS-422 |
| Remark | RS-422 only via 4-wire |
| Function | Data interface (read result output), Service interface |
| Data transmission rate | 0.3 kBaud ... 115.2 kBaud, AUX: 57.6 kBaud |
| CAN | ✓ |
| Remark | CSN (SICK CAN Sensor Network) |
| Function | Data interface (read result output) |
| PROFIBUS DP | ✓ |
| Type of fieldbus integration | Optional over external fieldbus module CDF600-2 |
| Function | Data interface (read result output) |
| USB | ✓ |
| Remark | USB 2.0 |
| Function | Service interface |
| CANopen | ✓ |
| Function | Data interface (read result output) |

¹⁾ Another alternative is to generate your own configuration tools based on the SICK command language CoLa (e.g. in your own software or on PLC function blocks).

| | |
|-------------------------------|---|
| Digital inputs | 2 (physical, 2 additional logical inputs via optional CMC600 parameter memory in CD-B620 / CDM420) |
| Digital outputs | 2 (physical, 2 additional logical outputs via optional CMC600 parameter memory in CD-B620 / CDM420) |
| Optical indicators | 7 LEDs, multi-color (device status) 1 RGB LED (Process feedback) |
| Acoustic indicators | 1 beeper (Feedback) |
| Control elements | 2 buttons (choose and start/stop functions) |
| Operator interfaces | Web server |
| Configuration software | SOPAS ET ¹⁾ |
| Programming interface | Application-specific programming using the SICK AppStudio development environment |
| Memory card | microSD memory card (parameter cloning, data storage) |

¹⁾ Another alternative is to generate your own configuration tools based on the SICK command language CoLa (e.g. in your own software or on PLC function blocks).

Ambient data

| | |
|--|---------------------------------|
| Electromagnetic compatibility (EMC) | EN 301489-3 |
| Vibration resistance | EN 60068-2-64:2008-02 |
| Shock resistance | EN 60068-2-27:2009-05 |
| Ambient operating temperature | -30 °C ... +60 °C ¹⁾ |
| Storage temperature | -30 °C ... +70 °C |
| Permissible relative humidity | ± 90 %, Non-condensing |

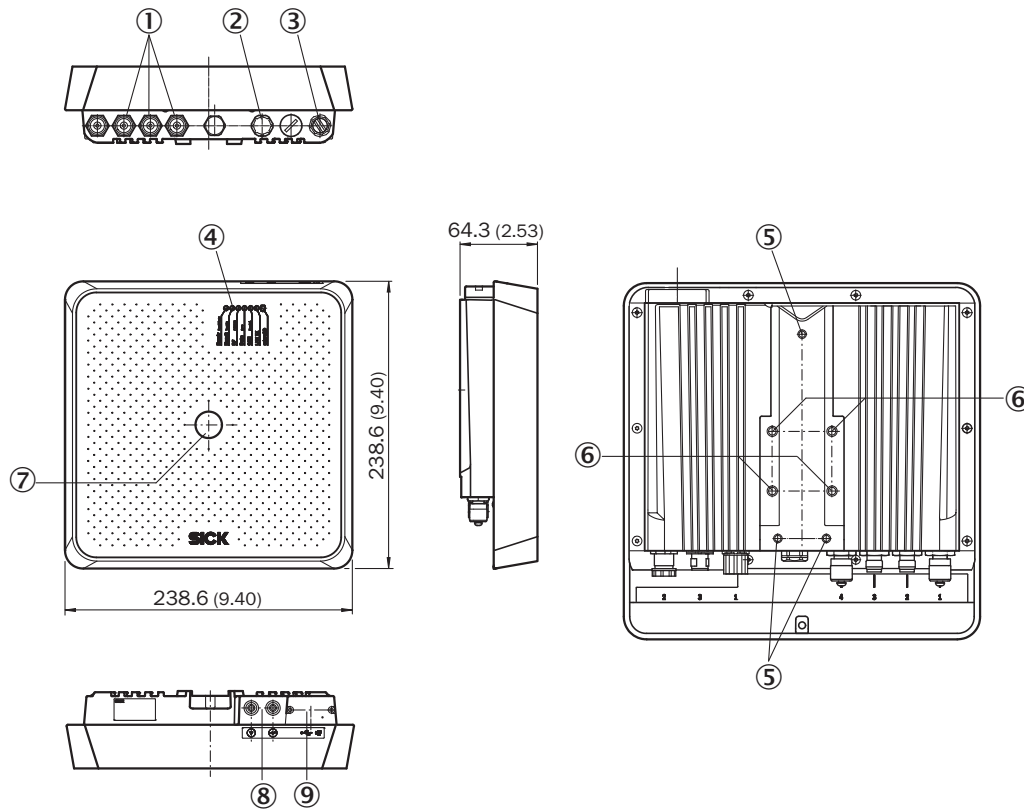
¹⁾ From Firmware version V2.02.

Classifications

| | |
|-----------------------|----------|
| ECLASS 5.0 | 27280401 |
| ECLASS 5.1.4 | 27280401 |
| ECLASS 6.0 | 27280401 |
| ECLASS 6.2 | 27280401 |
| ECLASS 7.0 | 27280401 |
| ECLASS 8.0 | 27280401 |
| ECLASS 8.1 | 27280401 |
| ECLASS 9.0 | 27280401 |
| ECLASS 10.0 | 27280401 |
| ECLASS 11.0 | 27280401 |
| ECLASS 12.0 | 27280401 |
| ETIM 5.0 | EC002998 |
| ETIM 6.0 | EC002998 |
| ETIM 7.0 | EC002998 |
| ETIM 8.0 | EC002998 |
| UNSPSC 16.0901 | 52161523 |

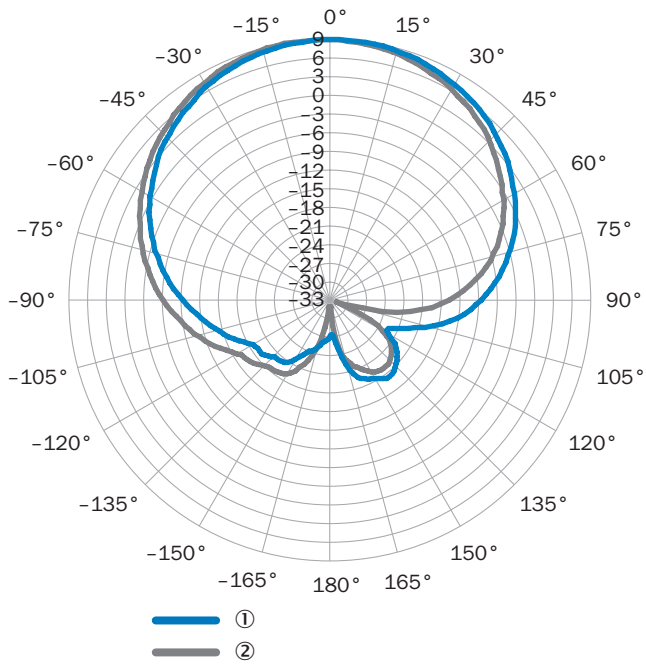
Dimensional drawing (Dimensions in mm (inch))

Dimensional drawing RFU63x



- ① 3 x antenna input ("external", TNC plug, reverse)
- ② "Power/Serial Data/CAN/I/O" connection
- ③ Ethernet connection
- ④ 7 x LED for status display
- ⑤ 3 x M5 threaded mounting holes, 8 mm deep
- ⑥ 4 x M6 threaded mounting holes, 11 mm deep
- ⑦ 1 x LED, multi-colored (process feedback)
- ⑧ Function buttons
- ⑨ Micro-USB female connector and slot for microSD memory card, behind screw-mounted cover

Radiation pattern



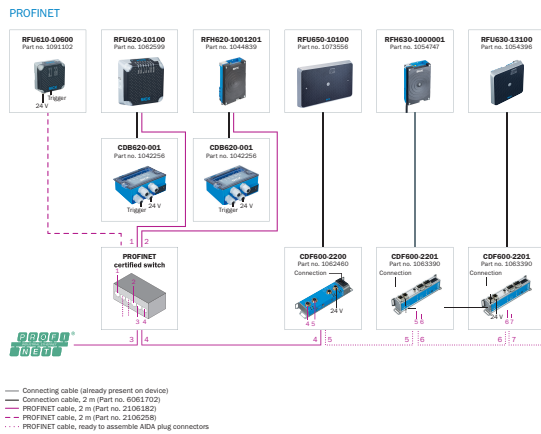
Measured antenna gain in dBic at 868.5 MHz, RHCP (right-hand circularly polarized)

① Horizontal plane (azimuth)

② Vertical plane (elevation)

Connection diagram

PROFINET IO/RT





Overview








SICK AppSpace



Recommended accessories

Other models and accessories → www.sick.com/RFU63x

| | Brief description | Type | Part no. |
|---|---|------------------|----------|
| Modules | | | |
|  | CDB650-204 | CDB650-204 | 1064114 |
| Mounting brackets and plates | | | |
|  | <ul style="list-style-type: none"> Description: Mounting bracket for wall mounting, incl. assembly material | Mounting bracket | 2060912 |

| | Brief description | Type | Part no. |
|---|---|--------------------------------------|----------|
|  | <ul style="list-style-type: none"> • Description: Pivot mounting bracket, incl. assembly material • Suitable for: Pivot mounting bracket incl. mounting material, can be adjusted +/-30°. Device can be replaced without the need to mechanically readjust the bracket. | Mounting bracket | 2080967 |
| Others | | | |
|  | <ul style="list-style-type: none"> • Description: microSD memory card with 1 GB for industrial use | microSD memory card | 4051366 |
|  | <ul style="list-style-type: none"> • Connection type head A: Male connector, Micro-B, 4-pin, straight • Connection type head B: Male connector, USB-A, 4-pin, straight • Signal type: USB 2.0 • Cable: 2 m, 4-wire • Description: USB 2.0, unshielded | USB cable | 6036106 |
|  | <ul style="list-style-type: none"> • Connection type head A: Female connector, M12, 17-pin, straight, A-coded • Connection type head B: Male connector, M12, 17-pin, straight, A-coded • Signal type: Power, serial, CAN, digital I/Os • Cable: 0.9 m, 17-wire • Description: Power, serial, CAN, digital I/Os, suitable for 2 A, shielded, to connection module CDB650 • Application: Drag chain operation | YM2A8D-C90XXXF2A8D | 6052945 |
|  | <ul style="list-style-type: none"> • Connection type head A: Male connector, M12, 4-pin, straight, D-coded • Connection type head B: Male connector, RJ45, 4-pin, straight • Signal type: Ethernet, PROFINET • Cable: 2 m, 4-wire, PUR, halogen-free • Description: Ethernet, PROFINET, shielded • Application: Drag chain operation, Zones with oils and lubricants | YM2D24-020PN1MRJA4 | 2106182 |
|  | <ul style="list-style-type: none"> • Carrier frequency: 865 MHz ... 928 MHz • Memory capacity (UII / user memory): 128/512 Bit • Dimensions (L x W x H): 18 mm x 122 mm x 2 mm | UHF Transponder, rectangular, global | 6068184 |
|  | <ul style="list-style-type: none"> • Carrier frequency: 865 MHz ... 928 MHz • Memory capacity (UII / user memory): 496/128 Bit • Dimensions (L x W x H): 18 mm x 122 mm x 2 mm | UHF Transponder, Rectangular, global | 6088050 |

Recommended services

Additional services → www.sick.com/RFU63x

| | Type | Part no. |
|--|-----------------------|----------|
| Commissioning | | |
| <ul style="list-style-type: none"> • Product area: RFID • Range of services: Inspection of connection, alignment, optimization of parameters of the RFU/RFH as well as tests, Setup of previously defined functions of reading configuration, data processing and network, interfaces and inputs and outputs • Duration: Additional work will be invoiced separately | Commissioning RFU/RFH | 1610018 |
| Maintenance | | |
| <ul style="list-style-type: none"> • Product area: RFID • Range of services: Inspection, analysis and restoring of defined functions, Checking and adjustment of reading configuration, data processing, network, interfaces and inputs and outputs as well as operating data • Duration: Additional work will be invoiced separately | Maintenance RFU/RFH | 1611424 |

| | Type | Part no. |
|---|--|----------|
| Extended warranty | | |
| <ul style="list-style-type: none"> • Product area: Machine vision, LiDAR sensors, safety camera sensors, Safety laser scanners, Safety radar sensors, Radar sensors, Fixed mount barcode scanners, Image-based code readers, RFID, Mobile handheld scanners • Range of services: The services correspond to the scope of the statutory warranty (SICK General Terms of Delivery) • Duration: Five-year warranty from delivery date. | Extended warranty for a total of five years from delivery date | 1680671 |

SICK AT A GLANCE

SICK is one of the leading manufacturers of intelligent sensors and sensor solutions for industrial applications. A unique range of products and services creates the perfect basis for controlling processes securely and efficiently, protecting individuals from accidents and preventing damage to the environment.

We have extensive experience in a wide range of industries and understand their processes and requirements. With intelligent sensors, we can deliver exactly what our customers need. In application centers in Europe, Asia and North America, system solutions are tested and optimized in accordance with customer specifications. All this makes us a reliable supplier and development partner.

Comprehensive services complete our offering: SICK LifeTime Services provide support throughout the machine life cycle and ensure safety and productivity.

For us, that is “Sensor Intelligence.”

WORLDWIDE PRESENCE:

Contacts and other locations –www.sick.com