



RFH630-1000001

RFH6xx

RFID

SICK
Sensor Intelligence.



Ordering information

Type	Part no.
RFH630-1000001	1054747

Other models and accessories → www.sick.com/RFH6xx



Detailed technical data

Features

Version	Mid Range
Product category	RFID read/write device with integrated antenna
Radio approval	Global
Frequency band	HF (13.56 MHz)
Carrier frequency	13.56 MHz
Output power	1 W
RFID standard	ISO/IEC 15693, ISO/IEC 18000-3 "Mode 1"
Connection type	Cable
Read range	≤ 240 mm ¹⁾
Antenna	Integrated
Transmitting power	1 W
Typical access times	UID read (64 bits/8 bytes): 18 ms Read 1 block (32 bit/4 Byte): 13 ms Write 1 block (32 bit/4 Byte): 16 ms Read 28 blocks (896 bit/112 Byte): 64 ms Write 28 blocks (896 bit/112 Byte): 442 ms
Air interface data transmission rate	26 kbit/s (default)

¹⁾ With RFID ISO card transponder in plane parallel alignment to read/write device antenna; depending on dimensions and quality of transponder.

Mechanics/electronics

Connection type	1 x cable, 15-pin D-Sub HD male connector
Supply voltage	10 V DC ... 30 V DC
Power consumption	Typ. 8 W
Housing material	Aluminum die cast Plastic (PPS)

Housing color	Blue, black
Enclosure rating	IP67
Protection class	III
Weight	+ 760 g, with connecting cable
Dimensions (L x W x H)	147 mm x 88 mm x 39 mm
MTBF	> 100 years

Interfaces

PROFINET	✓
Type of fieldbus integration	Optional over external fieldbus module CDF600-2
Function	PROFINET Single Port, PROFINET Dual Port, Data interface (read result output)
EtherCAT	✓
Type of fieldbus integration	Optional over external fieldbus module CDF600
Function	Data interface (read result output)
Serial	✓, RS-232, RS-422, RS-485
Remark	RS-422/RS-485 only via 4-wire
Function	Data interface (read result output), Service interface
Data transmission rate	0.3 kBaud ... 115.2 kBaud, AUX: 57.6 kBaud
CAN	✓
Remark	CSN (SICK CAN Sensor Network)
Function	Data interface (read result output)
Data transmission rate	20 kbit/s ... 1,000 kbit/s
CANopen	✓
Function	Data interface (read result output)
Data transmission rate	20 kbit/s ... 1,000 kbit/s
PROFIBUS DP	✓
Type of fieldbus integration	Optional over external fieldbus module CDF600-2
Function	Data interface (read result output)
Digital inputs	2 (physical, 2 additional logical inputs via optional CMC600 parameter memory in CD-B620 / CDM420)
Digital outputs	2 (physical, 2 additional logical outputs via optional CMC600 parameter memory in CD-B620 / CDM420)
Optical indicators	6 LEDs, multi-color (device status) 1 RGB LED (Process feedback)
Acoustic indicators	1 beeper (Feedback)
Configuration software	SOPAS ET ¹⁾
Memory card	microSD memory card (parameter cloning)

¹⁾ Another alternative is to generate your own configuration tools based on the SICK command language CoLa (e.g. in your own software or on PLC function blocks).

Ambient data

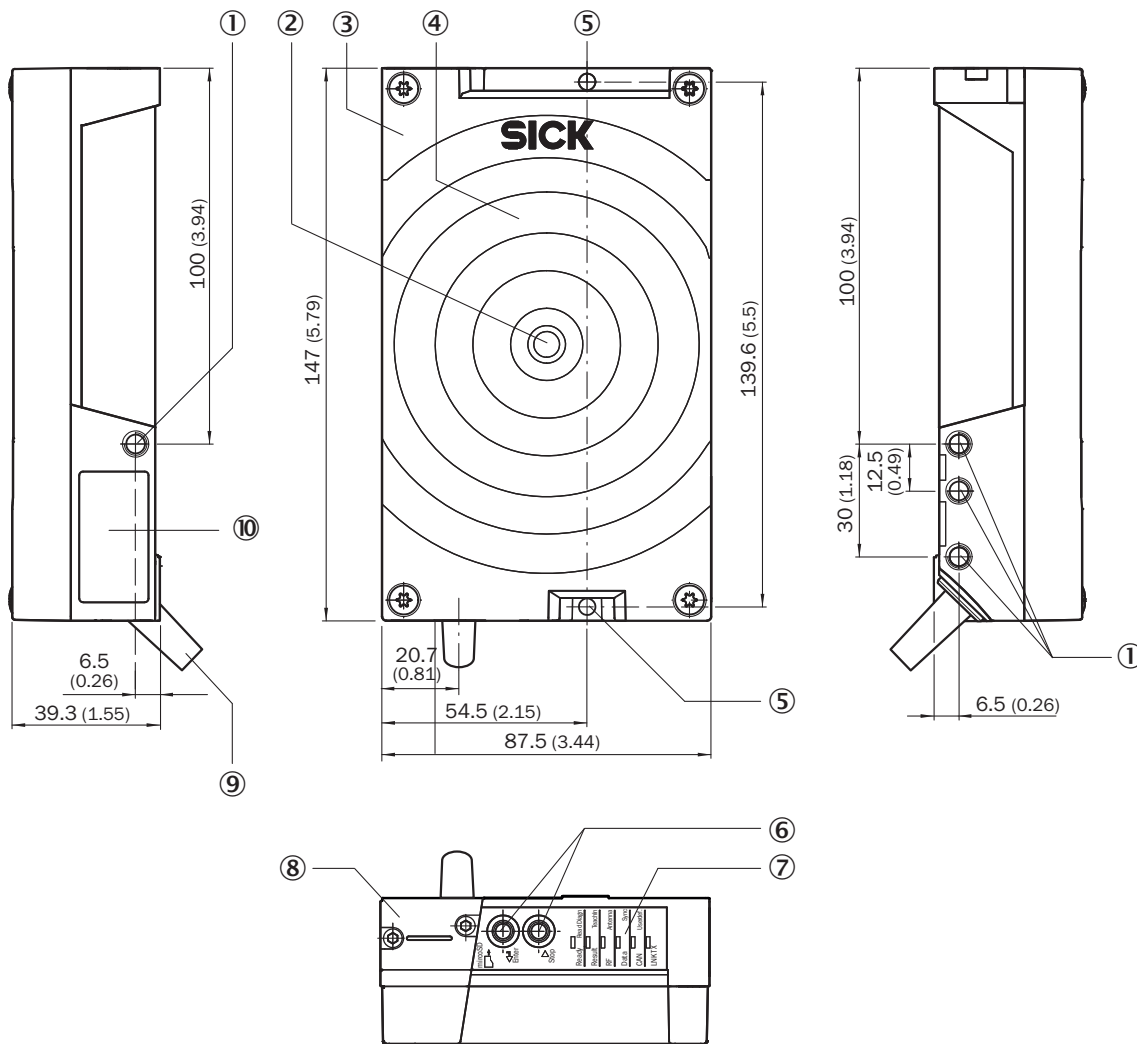
Electromagnetic compatibility (EMC)	EN 301489-3
Vibration resistance	EN 60068-2-64:2008-02
Shock resistance	EN 60068-2-27:2009-05
Ambient operating temperature	-20 °C ... +50 °C

Storage temperature	-25 °C ... +70 °C
Permissible relative humidity	95 %, Non-condensing

Classifications

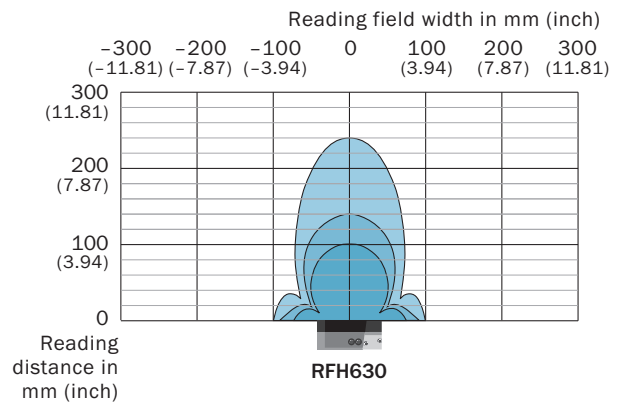
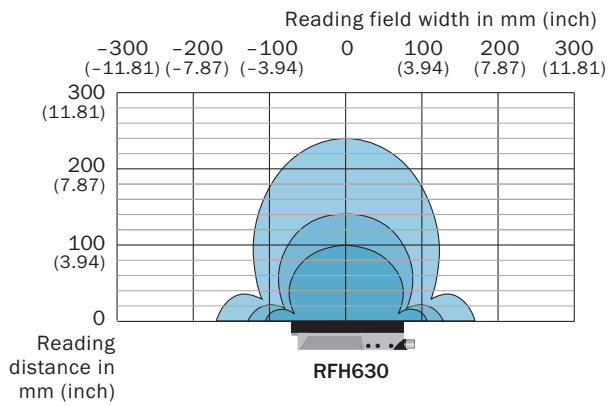
ECLASS 5.0	27280401
ECLASS 5.1.4	27280401
ECLASS 6.0	27280401
ECLASS 6.2	27280401
ECLASS 7.0	27280401
ECLASS 8.0	27280401
ECLASS 8.1	27280401
ECLASS 9.0	27280401
ECLASS 10.0	27280401
ECLASS 11.0	27280401
ECLASS 12.0	27280401
ETIM 6.0	EC002998
ETIM 7.0	EC002998
ETIM 8.0	EC002998
UNSPSC 16.0901	52161523

Dimensional drawing (Dimensions in mm (inch))




- ① 4 x M6 blind tapped holes, 6.5 mm deep for mounting the device
- ② 1 x RGB LED, multi-colored (process feedback)
- ③ Cover with integrated antenna
- ④ Position of the beeper under the antenna cover
- ⑤ 2 x mounting hole \varnothing 4.5 mm, for alternative mounting of the device
- ⑥ Function button (2 x)
- ⑦ 6 x RGB LED, multi-colored (status indicators)
- ⑧ Slot for microSD memory card
- ⑨ Cable (0.9 m) permanently attached to device with male connector, D-Sub-HD, 15-pin (connection "Power/Serial Data/CAN/I/O")
- ⑩ Type label

Reading field diagram



- ISO Card
- Disc 30
- Coin 16

Assembly note

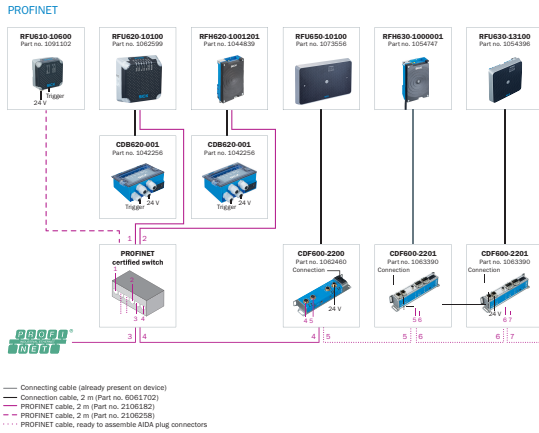


Distances required to prevent mutual interference with mounting of two devices.

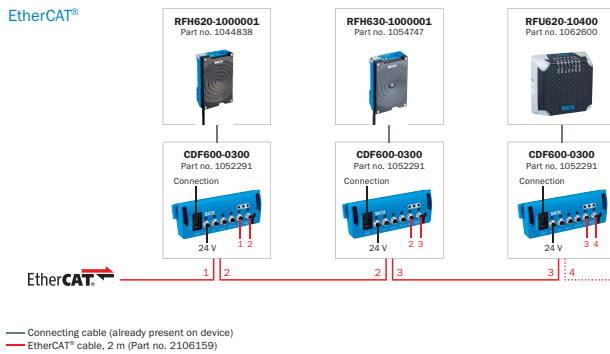
Product type	1	2	3
RFH620 Short Range	340 mm	140 mm	150 mm
RFH630 Mid Range	1,700 mm	1,200 mm	1,300 mm

Connection diagram

PROFINET IO/RT






EtherCAT®



Recommended accessories

Other models and accessories → www.sick.com/RFH6xx

	Brief description	Type	Part no.
Modules			
	CDB620-001	CDB620-001	1042256
Mounting brackets and plates			
	<ul style="list-style-type: none"> Description: Mounting bracket Items supplied: Mounting hardware included 	Mounting bracket	2048551
Others			
	<ul style="list-style-type: none"> Dimensions (L x W x H): 49 mm x 81 mm x 0.42 mm 	HF Transponder, Paper label	6087791
		HF transponder, paper label	6037763

Recommended services

Additional services → www.sick.com/RFH6xx

	Type	Part no.
Commissioning		
<ul style="list-style-type: none"> Product area: RFID Range of services: Inspection of connection, alignment, optimization of parameters of the RFU/RFH as well as tests, Setup of previously defined functions of reading configuration, data processing and network, interfaces and inputs and outputs Duration: Additional work will be invoiced separately 	Commissioning RFU/RFH	1610018
Maintenance		
<ul style="list-style-type: none"> Product area: RFID Range of services: Inspection, analysis and restoring of defined functions, Checking and adjustment of reading configuration, data processing, network, interfaces and inputs and outputs as well as operating data Duration: Additional work will be invoiced separately 	Maintenance RFU/RFH	1611424
Extended warranty		
<ul style="list-style-type: none"> Product area: Machine vision, LiDAR sensors, safety camera sensors, Safety laser scanners, Safety radar sensors, Radar sensors, Fixed mount barcode scanners, Image-based code readers, RFID, Mobile handheld scanners Range of services: The services correspond to the scope of the statutory warranty (SICK General Terms of Delivery) Duration: Five-year warranty from delivery date. 	Extended warranty for a total of five years from delivery date	1680671

SICK AT A GLANCE

SICK is one of the leading manufacturers of intelligent sensors and sensor solutions for industrial applications. A unique range of products and services creates the perfect basis for controlling processes securely and efficiently, protecting individuals from accidents and preventing damage to the environment.

We have extensive experience in a wide range of industries and understand their processes and requirements. With intelligent sensors, we can deliver exactly what our customers need. In application centers in Europe, Asia and North America, system solutions are tested and optimized in accordance with customer specifications. All this makes us a reliable supplier and development partner.

Comprehensive services complete our offering: SICK LifeTime Services provide support throughout the machine life cycle and ensure safety and productivity.

For us, that is “Sensor Intelligence.”

WORLDWIDE PRESENCE:

Contacts and other locations –www.sick.com