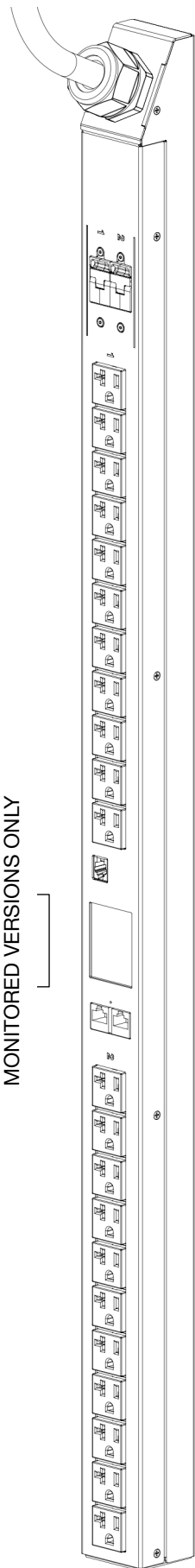


POWERLOK RACK PDU SPECIFICATION



Specific Configurations

COLOR	CARBON		RED		WHITE		BLUE	
WHIP LENGTH	6 FT	10 FT	6 FT	10 FT	6 FT	10 FT	6 FT	10 FT
SWITCHED READY MODEL	PL5116S-06C	PL5116S-10C	PL5116S-06R	PL5116S-10R	PL5116S-06W	PL5116S-10W	PL5116S-06B	PL5116S-10B
MONITORED MODEL	PL5116M-06C	PL5116M-10C	PL5116M-06R	PL5116M-10R	PL5116M-06W	PL5116M-10W	PL5116M-06B	PL5116M-10B
BASIC MODEL	PL5116B-06C	PL5116B-10C	PL5116B-06R	PL5116B-10R	PL5116B-06W	PL5116B-10W	PL5116B-06B	PL5116B-10B
DESCRIPTION	RACK PDU, 41", 30A 120V 1PH, (22) 5-20R, L5-30P							
POWER	30A 120V 1PH (2.9 kW)							
PLUG TYPE	L5-30P							
UNIT LENGTH	41 INCHES							
RECEPTACLES	(22) 5-20R							
CORDLOK	NO							

Universal Specification

Over Current Protection	20A UL489 magnetic breakers
Power Whip	See PDU Ratings Table - page 2
Heavy Steel - Powder Coat Color	Per PowerLok specific configuration for color
Rack PDU Type	Vertical Rack-mount
Toolless Mounting: Center Spacing	24.50"
Manufactured in the USA	Yes
Product Warranty	7-year from date of shipment, repair or replace.
Certification/Agency Approvals	TUV Certified to UL62368-1, UL60950-1, CSA22.2, NOM Addendum for Mexico, FCC Part 15 Class A conformance, RoHS compliant, TAA compliant.
Operating Environment	0-60C (32-149F), 5-95% relative humidity, 0-10,000ft (0-3000 meters) elevation.
Storage Environment	-25-65C (-13-149F), 5-95% relative humidity, 0-10,000ft (0-3000 meters) elevation.
Chassis Dimensions (LxWxD)	40.98"L x 2.18"W x 2.0"D
Package Dimensions (LxWxD)	49.0"L x 22.0"W x 4.8"D (3&4-Pack), 49.0"L x 11.0"W x 4.8"D (1&2-Pack)
Pallet Dimensions (LxWxD)	49"L x 44"W x 5.0"D
Rack PDU Weight	12.0 lbs.
Packaged Weight (each)	14.0 lbs.

Monitored & Switched Versions Only

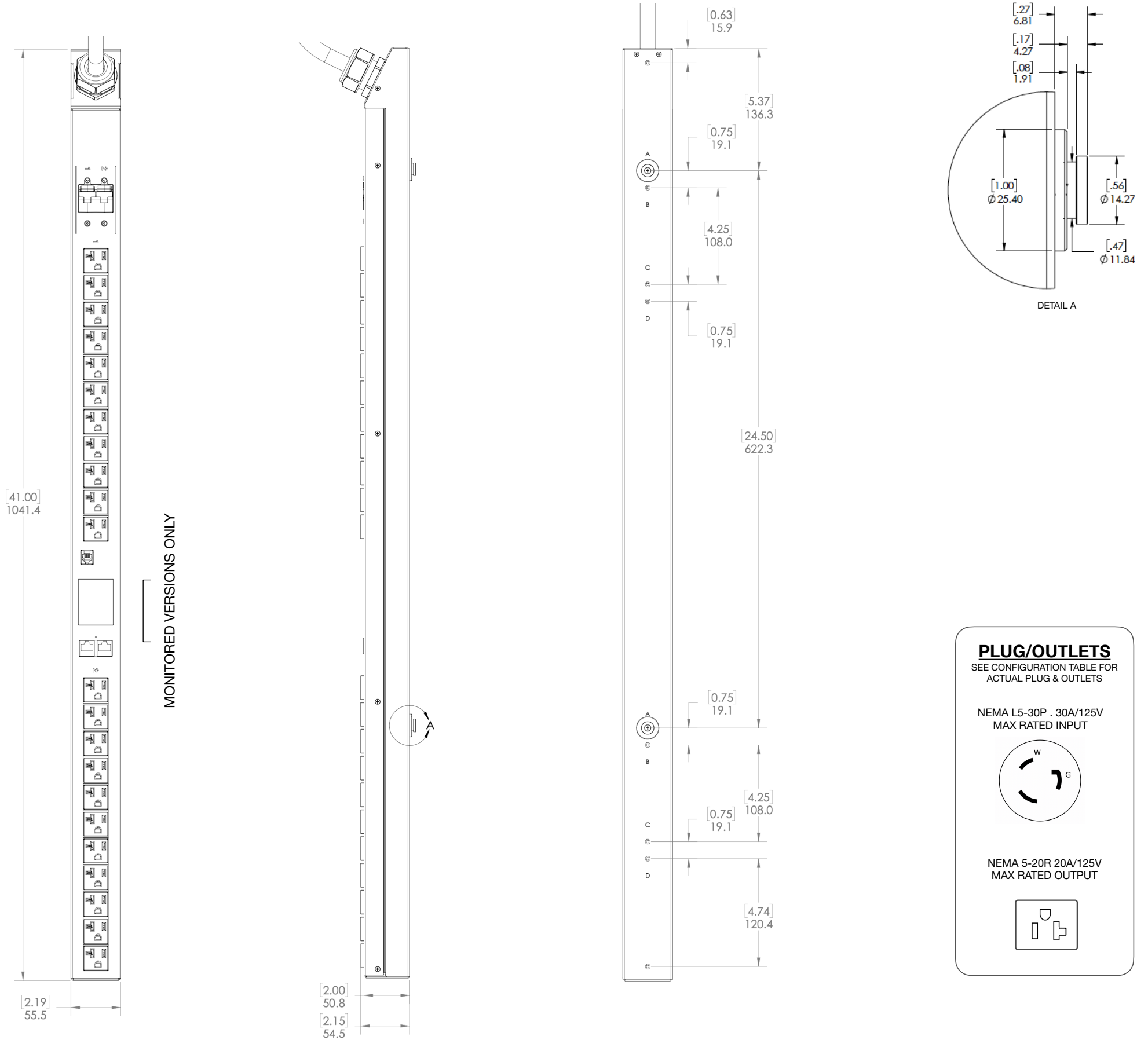
MONITORING TYPE:	REMOTE & TOUCHSCREEN DISPLAY, ENVIROLOK READY. SWITCHED READY
Monitoring Accuracy	Voltage: +/- 0.5% at nominal. Current: within 0.5% from 1A to 30A typical. +/-1% of measurement from 500mA to 30A.
Total Unit & Group Monitoring	Aggregate (kWh, W, VA) plus Phase: A, B, C Line Currents, plus Group: 1, 2, 3 Monitoring (kWh, W, VA, PF, V, A)
Network Interface	Ethernet RJ-45, 10 Mbit/s, 100 Mbit/s
Transport/Internet	TCP/IP v4, v6
Network Applications	HTTP/HTTPS Webserver SNMP-V1/V2c/V3 Network Management DHCP for dynamic IP address request from a server on the network. Remote firmware upgrade using FTP.
Touch & Rotatable Digital Display	Touch to rotate / touch to view data screens
Internal RMS Voltage Sensor	Yes
Internal RMS Current Sensor	Yes
Environmental Monitoring	Optional EnviroLok daisy chain temp/humidity (optional - up to 4 sensors). Monitoring accuracy +/- 0.2C and +/- 2% Rh.

MADE AND ROBOTICALLY SOLDERED IN THE USA

POWERLOK

*CUSTOMER SIGNATURE:	DATE:	UNLESS OTHERWISE SPECIFIED, ALL DIMENSIONS ARE IN MM AND TOLERANCES ARE: X = +/- 0.5 .X = +/- 0.25 .XX = +/- 0.13 X' = +/- 0.5"	Gateview Technologies, Inc.	
*PRIOR TO MANUFACTURING, BUILD MODELS REQUIRE CUSTOMER SIGN-OFF. BY SIGNING, CUSTOMER AGREES THAT THIS ORDER IS NON-CANCELABLE AND NON-RETURNABLE.			TITLE: RACK PDU SPECIFICATION	
		DRAWING NUMBER: SP-PL5116	SHEET: 1 OF 2	
THIS SPECIFICATION AND ITS CONTENTS ARE THE PROPERTY OF GATEVIEW TECHNOLOGIES, INC. AND SHALL NOT BE COPIED OR REPRODUCED FOR ANY PURPOSES OTHER THAN APPLICATION OF PRODUCT MANUFACTURED BY GATEVIEW TECHNOLOGIES. THIS DRAWING IS SUBJECT TO CHANGE WITHOUT NOTICE.				

OUTLINE DRAWING

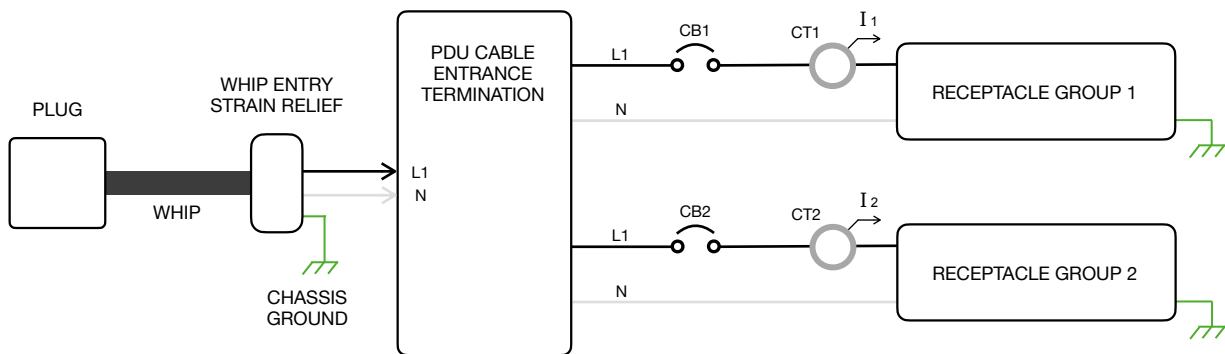


PLUG/OUTLETS
SEE CONFIGURATION TABLE FOR ACTUAL PLUG & OUTLETS

NEMA L5-30P . 30A/125V
MAX RATED INPUT

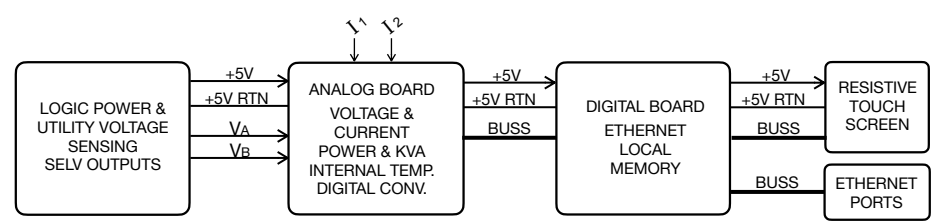
NEMA 5-20R 20A/125V
MAX RATED OUTPUT

PDU WIRING DIAGRAM & RATINGS TABLE



INPUT POWER:	
WHIP TYPE	10GA 3-WIRE SOOW
VOLTAGE	125V 1PH
FREQUENCY	50/60 HZ
RATED AMPS	30A
MAX CONT.AMPS	24A
OUTPUT POWER:	
GROUP 1	PH A-B, 24A MAX CONT.
GROUP 2	PH A-B, 24A MAX CONT.

FOR MONITORED VERSIONS ONLY. BASIC MODELS DO NOT HAVE CT'S.



MADE AND ROBOTICALLY SOLDERED IN THE USA

POWERLOK

*CUSTOMER SIGNATURE:	DATE:	UNLESS OTHERWISE SPECIFIED, ALL DIMENSIONS ARE IN MM AND TOLERANCES ARE: X = +/- 0.5 .X = +/- 0.25 .XX = +/- 0.13 X' = +/- 0.5"	Gateview Technologies, Inc.	
*PRIOR TO MANUFACTURING, BUILD MODELS REQUIRE CUSTOMER SIGN-OFF. BY SIGNING, CUSTOMER AGREES THAT THIS ORDER IS NON-CANCELABLE AND NON-RETURNABLE.			TITLE: RACK PDU SPECIFICATION	
		DRAWING NUMBER: SP-PL5116		SHEET: 2 OF 2
THIS SPECIFICATION AND ITS CONTENTS ARE THE PROPERTY OF GATEVIEW TECHNOLOGIES, INC. AND SHALL NOT BE COPIED OR REPRODUCED FOR ANY PURPOSES OTHER THAN APPLICATION OF PRODUCT MANUFACTURED BY GATEVIEW TECHNOLOGIES. THIS DRAWING IS SUBJECT TO CHANGE WITHOUT NOTICE.				