



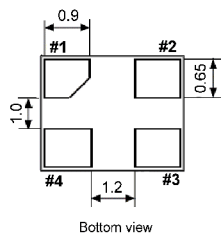
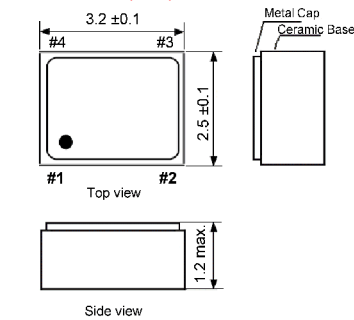
Clock Oscillator SMD-version

+3.3 V

part no.	12.95197		
model	KXO-V96T		
frequency range	4.0 MHz		
frequency stability at -40° ~ +85°C	±25 ppm		
operating temperature	-40° ~ +85°C		
storage temperature	-50° ~ +125°C		
input voltage V _{DD}	+3.3 V DC ±5 %		
input current	4.0 mA typ., 6.0 mA max.		
symmetry	40 % ~ 60 % at ½ V _{DD} level		
rise & fall time max.	5 ns (10 % V _{DD} ~ 90 % V _{DD} level)		
"0" level max.	VOL: 10 % V _{DD}		
"1" level min.	VOH: 90 % V _{DD}		
stand-by control voltage (pin#1)	VIH (min): 70 % V _{DD} VIL (max): 30 % V _{DD} *		
output load max.	15 pF HCMOS		
start up time max.	10 ms		
disable delay time max.	150 ns		
enable delay time max.	10 ms		
stand by current max.*	50 µA (Pin #1 = VIL)		
jitter max.	deterministic jitter	5 ps	norm 1-sigma 7 ps
	random jitter	7 ps	peak to peak 40 ps.
contents of reel	1000 pcs.		

* Internal crystal oscillation to be halted (pin#1=VIL)

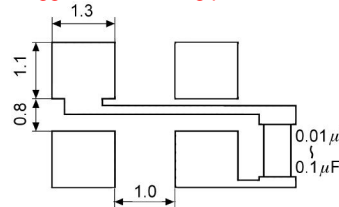
Dimensions (mm):



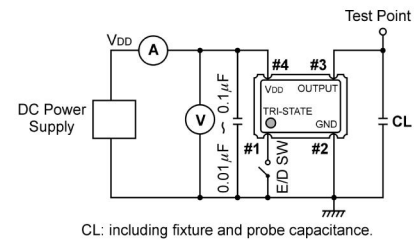
PIN	Connection
1	"L" (0V) "H" or OPEN
2	GND
3	Z OUTPUT
4	V _{DD}

Z: high impedance

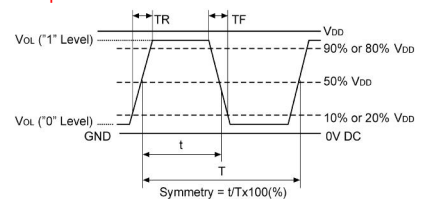
Suggested soldering pad:



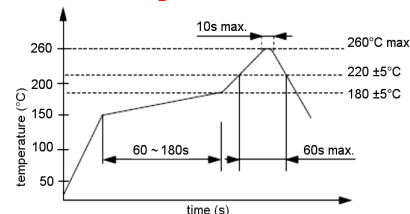
Test circuit:



Output Waveform:



Reflow soldering condition:



Tape specification:

